

**Oregon Occupational Safety and Health Division
Department of Consumer and Business Services**

FY2021 State OSHA Annual Report

October 1, 2020- September 30, 2021

December 14, 2021



Table of Content

I. Oregon OSHA Executive Summary.....	1
II. Summary of the SOAR.....	2
III. Summary of Results Related to Annual Performance Plan...5	5
IV. Progress Toward Strategic Plan Accomplishment.....	47
V. Special Accomplishments.....	60
VI. Adjustments and Other Issues.....	65
VII. 21(d) Consultation Activities.....	74
Appendix.....	78

I. OREGON OSHA Executive Summary:

Mission: To advance and improve workplace safety and health for all workers in Oregon.

In 1973, the Oregon Safe Employment Act (OSEAct) was passed into law by the Oregon Legislature to ensure the occupational safety and health of workers in Oregon. The OSEAct states that "...every employer shall furnish employment and a place of employment which are safe and healthful for employees." The Oregon Occupational Safety and Health division (Oregon OSHA) administers the OSEAct and enforces Oregon's occupational safety and health rules. In 1987, the Oregon Legislature passed House Bill 2900, which increased worker protection and defined new areas of responsibility for employers and workers' compensation insurance carriers. The changes also included the establishment of a coordinated program of worker and employer education, health and safety consultative services and research to assist workers and employers in the prevention of occupational injuries and illnesses. In May 1990, the Oregon Legislature passed Senate Bill 1197. This landmark legislation, which was passed during a special session of the Oregon Legislature, made workplace injury and illness prevention a major component of workers' compensation reform. This was accomplished, in part, by requiring joint management-labor safety committees in most places of employment and by a significant increase in Oregon OSHA staff.

Oregon OSHA's primary objective is to improve occupational safety and health in workplaces throughout the state, thus reducing on-the-job injuries, illnesses and fatalities. This is achieved through enforcement of occupational safety and health rules, consultation and training assistance for employers and workers, and by providing adequate resources to effectively address Oregon's loss prevention issues. Strong partnerships with labor groups, trade associations, and other governmental agencies also significantly contribute to Oregon OSHA's success.

All Oregon OSHA programs work cooperatively toward meeting the division's mission and strategic objectives. Along with the Public Education and the Conference Section, enforcement officers, technical specialists, and consultants produce technically accurate, high quality training to employers and employees. While the Oregon OSHA professional staff are technically trained in all areas of occupational safety and health, hazard identification, and accident investigation, the division has in-house specialists focusing on specific industry needs. These specialists include staff focusing on construction, logging, and agriculture, as well as trained ergonomists. In addition, we have trained individuals to evaluate facilities that are covered under the Process Safety Management (PSM) standard.

Oregon OSHA is dedicated to assisting employers in achieving self-sufficiency in safety and health program management, including developing and implementing comprehensive safety and health programs. The elements of a successful program include top management commitment, clearly defined labor and management accountability, employee and supervisor training, employee involvement in safety and health concerns, hazard identification and methods of control, accident and incident investigation procedures, and a periodic review of the program itself.

Oregon OSHA will implement progressive occupational safety and health strategies as it strives to achieve its mission and the goals of the Strategic Plan. A comprehensive program will be used by Oregon OSHA to continue the declining trend in the rate of occupational injuries, illnesses, and fatalities in Oregon.

II. Summary of the SOAR:

This SOAR is an overview of the progress towards the Annual Performance Plan, and describes how the Oregon Occupational Safety and Health Division (Oregon OSHA) allocated its resources to conduct the activities tied to the specific goals contained in Oregon's 5-year (2021-2025) Strategic Plan.

The specific goals are:

Goal 1: Reduce serious workplace injuries and the risks that lead to them.

Oregon OSHA will continue the reduction in injuries and illnesses as measured by the Bureau of Labor Statistics, with the statewide DART rate being reduced to 2.0 per 100 workers (or less) and the statewide total case incidence rate being reduced to 3.5 per 100 workers (or less).

Goal 2: Reduce serious workplace illnesses and the risks that lead to them.

Oregon OSHA will establish a baseline measurement of severe chemical hazards identified and will increase such hazards identified (and therefore corrected) to at least 869 by the final year of the planning period.

Goal 3: Reduce workplace deaths and the risks that lead to them.

Oregon OSHA will accelerate the decline in Oregon workers compensation fatality rates, with the final three years of the planning period averaging 1.6 per 100,000 workers (or less), which will be a 8 percent decrease compared to the most recent three-year baseline period.

Oregon OSHA has focused its attention on nine elements to support these three goals, they include:

Recognition Programs or Voluntary Programs for Self-Sufficiency - Continue to promote employer self-sufficiency through consultations and by encouraging employers to attain VPP and SHARP status. Maintain outreach activities baseline as identified in Goal 2 (7), Other Outreach Activities. Oregon OSHA will promote SHARP and VPP through consultation, enforcement, technical services, and education.

Outreach – Maintain current efforts to educate employers and employees, particularly small employers in high hazard industries and vulnerable or hard-to-reach populations, regarding the value of occupational safety and health by providing workshops, conferences, educational venues, training, marketing, and other outreach activities. Baselines maintained.

Partnerships - Oregon OSHA continues to maintain the well being of the existing 40+ partnerships and alliances. These effective relationships will lead to new and innovative groups for the new laws, rulemaking and policy challenges that Oregon OSHA will face in the next five years. Oregon OSHA will engage appropriate or applicable partnerships 100% of the time, in all policy and rule making activities.

Safety & Health Hazards - Focus on high hazard industries and safety and health hazards at the following levels: Safety Enforcement 75%, Health Enforcement 60%, and Consultations 50%.

Health Hazards - Increase the number of severe chemical hazards identified (and therefore corrected) to at least 869 by the end of 2025.

Fatalities - Reduce the most recent 3-year average rate of workplace fatalities from 1.74 per 100,000 to 1.6 per 100,000 by 2025 through inspections and interventions.

Timely Response - Investigations/inspections will be initiated timely in 100% of all reported fatalities and 95% of hazard complaints; complainant responses will be timely in 90% of all cases; family members will be notified 100% timely.

Customer Service - Achieve and maintain customer satisfaction in the delivery of Oregon OSHA programs and services as evidenced by a survey rating of 90% or above on each program survey.

Staff Development - Ensure 90% of Safety and Health staff receives at least 48 hours of Safety and Health professional development training over two years.

III. Summary of Results Related to Annual Performance Plan

**Strategic Goals #(1, 2, 3)
Self-Sufficiency, Outreach, Partnerships**

Strategic Goal 1: Reduce serious workplace injuries and the risks that lead to them.
Strategic Goal 2: Reduce serious workplace illnesses and the risks that lead to them.
Strategic Goal 3: Reduce workplace deaths and the risks that lead to them.

Performance Goal (1, 2, 3)-1: Recognition Programs or Voluntary Programs or Self-Sufficiency

Continue to promote employer self-sufficiency through consultations and by encouraging employers to attain VPP and SHARP status. Maintain outreach activities baseline as identified in Goal 2 (7), Other Outreach Activities.

FY2021 Performance Goal (1, 2, 3)-1

Oregon OSHA will promote SHARP and VPP through consultation, enforcement, technical services, and education.

Performance Indicator Type	Indicator	Results	Comments
Activity Measure	1. Market VPP & SHARP through a variety of methods, including but not limited to working with the SHARP Alliance, news releases, and articles in the Oregon OSHA Resource newsletter.	SHARP and VPP were promoted in the October issue of the Resource Newsletter featured best practices during the COVID-19 pandemic that were shared by 8 Oregon VPP sites. They were also promoted at all the SHARP Alliance meetings. VPP and SHARP were promoted at a VPP Manager meeting and VPP State plan managers meeting, also at Oregon OSHA Pub Ed workshops. They were also promoted to new internal Oregon OSHA staff during RIT training. Oregon SHARP Alliance meeting was in May as well as the joint VPP/SHARP Alliance BMC conference. VPP and SHARP were promoted at Safety and Health Management workshop in August which was virtually attended by 18 students. SHARP and VPP were also promoted by the Consultation Manager at the National Voluntary Protection Programs Participants Association Conference in Nashville August 31- September 3, 2021.	
Intermediate Outcomes	2. Number of companies working toward SHARP recognition.	At the end of FY2021, there were 20 employers working toward SHARP.	At the end of FY2020, there were 28 employers working toward SHARP.
	3. Number of companies indicating an interest in VPP by requesting program information.	Eight Oregon companies requested information about the VPP from the VPP/SHARP Program Manager.	

<p>Primary Outcomes</p>	<p>4. Number of employers who receive SHARP certification.</p>	<p>At the end of FY2021, a total of 196 companies participated in the SHARP program, this total includes: 20 working towards SHARP, 12 active employers and 164 graduates.</p> <p>There were no new SHARP employers in FY2021 and there were 176 certified SHARP employers, this total includes: 12 active employers, and 164 graduates.</p>	<p>In FY2020 a total of 211 companies participated in the SHARP program.</p> <p>The number of sites working through the SHARP process has always fluctuated as companies move through the process.</p>
--------------------------------	--	--	--

	<p>5. Number of employers who receive VPP certification.</p>	<p>At the end of FY2021, a total of 20 Oregon companies were VPP certified. During the fiscal year, 2 existing VPP sites were recertified: There were no new sites and 1 site withdrew from the VPP program.</p> <p>Recertified Sites:</p> <ol style="list-style-type: none"> 1. Cintas Corporation, FAS Location #173, Tualatin 2. Owens Corning Foamular Insulation LLC, Portland <p>Remaining 18 Active VPP Sites:</p> <ol style="list-style-type: none"> 1. Cintas Corporation, Location #172 2. Duro-Last Roofing, Inc. , Grants Pass 3. NuStar Energy, Shore Terminals LLC , Portland 4. Coca-Cola North America - Portland Syrup Plant , Portland 5. Klamath Energy LLC, Klamath Cogeneration , Klamath Falls 6. Phillips 66 Co. - Portland Terminal , Portland 7. Covanta Marion , Brooks 8. Sherwin-Williams - Purdy Portland , Portland 9. Packaging Corp. of America, Salem Full-Line Plant , Salem 10. Phillips 66 Co. - Portland Lubricants Plant , Portland 11. Thermo Fisher Scientific, LLC , Eugene 12. Owens Corning - Linnton Asphalt Plant , Portland 13. Oldcastle Infrastructure, DBA Oldcastle Precast , Wilsonville 14. Linde Gas and Equipment, Inc. , White City 15. Marvin Wood Products , Baker City 16. Timber Products - Spectrum Division , White City 17. Interfor - Philomath Operations 18. AmeriTies West - Tie Plant , The Dalles 	<p>As of September 30, 2020, Oregon had the following 20 VPP sites:</p> <ol style="list-style-type: none"> 1. Duro-Last Roofing, Inc. , Grants Pass 2. NuStar Energy, Shore Terminals LLC, Portland 3. Cintas Corporation, Location #173, Tualatin 4. Sherwin-Williams - Purdy Portland, Portland 5. Packaging Corp. of America, Salem Full-Line Plant, Salem 6. Owens Corning - Linnton Asphalt Plant, Portland 7. Oldcastle Infrastructure, DBA Oldcastle Precast, Wilsonville 8. Marvin Wood Products, Baker City 9. Timber Products - Spectrum Division, White City 10. Phillips 66 Co. - Portland Lubricants Plant, Portland 11. Phillips 66 Co. - Portland Terminal, Portland 12. Owen Corning Foamular Insulations LLC-Portland 13. Linde Gas and Equipment Inc, White City 14. Coca-Cola North America - Portland Syrup Plant, Portland 15. Klamath Energy LLC, Klamath Cogeneration, Klamath Falls 16. Thermo Fisher Scientific, LLC, Eugene 17. AmeriTies West - Tie Plant, The Dalles 18. Covanta Marion, Brooks 19. Cintas Corporation, Location #172, Eugene 20. Interfor- Philomath Operations, Philomath
--	--	---	---

Performance Goal (1, 2, 3)-2: Outreach

FY2021 Performance Goal (1, 2, 3)-2

Maintain current efforts to educate employers and employees, particularly small employers in high hazard industries and vulnerable or hard-to-reach populations, regarding the value of occupational safety and health by providing workshops, conferences, educational venues, training, marketing, and other outreach activities. Baselines maintained.

Performance Indicator Type	Indicator	Results	Comments
Outreach Efforts	Videos: 1. Number of new non-English videos created or acquired.	In FY2021, 3 new non-English videos were acquired.	In FY2020, we added no multilingual DVD-videos.
	2. Number of non-English videos checked out or viewed.	In FY2021, 84 non-English video programs were checked out.	In FY2020, 89 non-English video programs were checked out.
	Publications, On-line APPs: 3. Number of new or substantially revised <i>publications</i> or APPs developed that are targeted to small employers, high hazard industries and vulnerable or hard-to-reach worker populations.	In FY2021, There were 36 new or substantially revised publications developed: <ul style="list-style-type: none"> Excavations Safe practices for business owners and contractors Mejores prácticas para la conducción de un Vehículo todo terreno ATV ATV Best Practices Agricultural labor housing (ALH) application for registration Requisitos clave: Reglas temporales de Oregon OSHA para la protección contra el humo de los incendios forestales en 2021 COVID-19 Workplace Rule Changes Questions & Answers Key requirements: Oregon OSHA’s temporary rules for protection from wildfire smoke during 2021 Key requirements: Oregon OSHA’s amendment to 437-004-1120, addressing high ambient temperatures in labor housing List of filtering facepiece respirators acceptable for use in Oregon under temporary rule protecting workers against wildfire smoke 	In FY2020, There were 24 new or substantially revised publications developed: <ul style="list-style-type: none"> Young worker safety in English and Spanish Fall protection for construction activities-condensed guide in Spanish Portable ladders in Spanish Fall protection trigger heights for the construction industry in Spanish Portable ladder quick facts in English and Spanish Field sanitation for agricultural hand labor fact sheet Workplace violence: Can it happen where you work? Consultation services brochure Foundation for a safe workplace Machine safeguarding at the point of operation: A guide for finding solutions to machine hazards. What employers need to know about hazards associated with homelessness COVID-19 Temporary rules regarding field sanitation, housing, and transportation related to agriculture

		<ul style="list-style-type: none"> • Partners helping distribute respirators in light of wildfire smoke emergency requirements • List of filtering facepiece respirators acceptable for use in Oregon under temporary rule protecting workers against wildfire smoke • Riesgos del Calor en la Viviendas • Heat Risks in Housing • Requisitos clave de la regla temporal de prevención de enfermedades causadas por el calor • Heat Illness Prevention Temporary Rule Key Requirements • Supplemental Labor Housing Inspection Checklist • COVID-19 Infection Control Plan (Fill-in Word document) • COVID-19 Exposure Risk Assessment Form (Fill-in Word document) • COVID-19 Training Verification Form (PDF for printing) • COVID-19 Infection Control Plan (PDF for printing) • COVID-19 Exposure Risk Assessment Form (PDF for printing) • COVID-19 HVAC Certification (PDF for printing) • COVID-19 HVAC Certification (Fill-in Word document) • Póster de peligros COVID-19 • COVID-19 Hazards Poster • Confined spaces and permit spaces • Lockout/Tagout • Pesticide Emphasis Program Annual Report, FFY 2020 • Asbestos exposures - What building owners need to know • Safety Committees and Safety Meetings for Agriculture Employers - Quick Guide • Aviso de sanidad en el campo • Field sanitation notice • Example of COVID-19 Infection Control Plan 	<ul style="list-style-type: none"> • Transporting workers on agricultural vehicles and farm equipment over public roadways English and Spanish • Field Sanitation Notice for COVID-19 English and Spanish • Guidance on Preparing Workplaces for COVID-19 – Spanish • Fall protection in construction: requirements for competent persons - Spanish • It's not just dust! What you should know about silicosis and crystalline silica - Spanish • Blood Pathogens • Lead in Construction • Use of Personal Protective Equipment by Dental Personal in Resource – Constrained Settings
--	--	---	---

		<ul style="list-style-type: none"> • Example of COVID-19 Exposure Risk Assessment Form • Plan de control de infecciones para el COVID-19 (Fill-in Word document) • COVID-19 Temporary rules regarding field sanitation, housing, and transportation related to agriculture 	
	4. Number of current publications evaluated for possible translation to other languages, considering cultural barriers to communication that may necessitate an alternative approach.	In FY2021, 36 publications were reviewed for possible translation to another language. Oregon OSHA reviews all new or revised publications for possible translation to other languages.	In FY2020, 16 publications were reviewed for possible translation to another language.
	<p>On-Line Courses:</p> <p>5. Continue review and revision of on-line course offerings and expand the number of on-line courses.</p>	<p>In FY2021, 8 online classes were deployed and 17 online courses are still under revision / development.</p> <p><u>Deployed:</u></p> <ul style="list-style-type: none"> • COVID-19 Training Req. Course to the public English and Spanish • Spanish Roofing Course to the public • LOTO – New content and upgraded to new platform and added new graphics • Spanish Construction course • Wildfire Smoke Training Requirements course English and Spanish • Updated COVID-19 Training Req. English and Spanish <p><u>Under revision/development (List of on-line courses):</u></p> <ul style="list-style-type: none"> • Fall Protection Suite (1 out of 5 Courses left) Walking Working Surfaces • PPE Suite (New - 4 courses) Fundamentals of PPE General PPE Electrical Protective Equipment and Fall Protection Respiratory Protection • Bloodborne Pathogen Scenarios Hospitality Janitorial Medical 	<p>In FY2020, 6 online classes were deployed and 11 online courses were under revision / development.</p> <p><u>Deployed:</u></p> <ul style="list-style-type: none"> • Fall Protection for Roofing Course to the public • Spanish Hazard Communications-Aligned with GHS • Updated PPE online course per Oregon OSHA Technical’s requested changes • Spanish Fundamentals of Fall Protection. • Spanish Ladder Safety online Course • Fall Protection in Construction online course <p><u>Under revision/development (List of on-line courses):</u></p> <p>Fall Protection Suite (1 out of 5 Courses left)</p> <ul style="list-style-type: none"> • Walking Working Surfaces <p>PPE Suite (New - 4 courses)</p> <ul style="list-style-type: none"> • Fundamentals of PPE • General PPE • Electrical Protective Equipment and Fall Protection • Respiratory Protection <p>Bloodborne Pathogen Scenarios – Spanish Translation Completed, awaiting Captivate Development</p>

		<ul style="list-style-type: none"> • Bloodborne Pathogens – Spanish Translation • Silica • Ergonomics for Everyone • Fall Protection in Construction • Hazard ID & Control Course <p><u>Awaiting Spanish Translation Contract (List the on-line courses):</u></p> <ul style="list-style-type: none"> • Recordkeeping and Reporting • Fall Protection in Construction • LOTO 	<ul style="list-style-type: none"> • Hospitality • Janitorial • Medical <ul style="list-style-type: none"> • Loto online course. Updating to a supported platform by converting to Captivate (Adobe Flash player is expiring) and added new graphics. • Oregon OSHA COVID-19 Temporary Rule Online Course <p><u>Awaiting Spanish Translation Contract (List the on-line courses):</u></p> <ul style="list-style-type: none"> • Recordkeeping and Reporting
	<p>Conferences:</p> <p>6. Coordinate with stakeholders to co-sponsor safety and health conferences throughout the state.</p>	<p>Oregon OSHA partnered with 7 stakeholders to co-sponsors conferences throughout the state in FY2021.</p> <ul style="list-style-type: none"> • *CANCELLED – American Society of Safety Professionals (ASSP) – Southern Oregon Chapter, October 13-15, 2020, Ashland, OR • *CANCELLED – Association of Western Pulp & Paper Workers (AWPPW) – Oregon Safety Council, December 1-4, 2020, Portland, OR • *CANCELLED – Central Oregon Safety & Health Association (COSHA), January 25-26, 2021, Bend, OR • *CANCELLED – American Society of Safety Professionals (ASSP) – Columbia-Willamette Chapter, March 8-11, 2021, Portland, OR • *CANCELLED - Region X Voluntary Protection Program Participants’ Association (VPPA), May 18-20, 2021, Kennewick, WA • *CANCELLED - Oregon Safety and Health Achievement Recognition Program (SHARP), June 7-8, 2021, Pendleton, OR • *CANCELLED - Central Oregon Safety & Health Association (COSHA), September 27-28, 2021, Bend, OR 	<p>Oregon OSHA partnered with 5 stakeholders to co-sponsors conferences throughout the state in FY2020.</p> <ul style="list-style-type: none"> • American Society of Safety Professionals (ASSP) – Southern Oregon Chapter, October 15-17, 2019, Ashland, OR • Oregon OSHA was the sole sponsor for the first time Spanish-Language conference, November 19, 2019, Salem, OR • Association of Western Pulp & Paper Workers (AWPPW) – Oregon Safety Council, December 3-6, 2019, Portland, OR • Central Oregon Safety & Health Association (COSHA), January 27-28, 2020, Bend, OR • American Society of Safety Professionals (ASSP) – Cascade Chapter, March 2-3, 2020, Eugene, OR

	<p>Other Outreach Activities:</p> <p>7. Number and nature of outreach activities provided by technical, consultation and enforcement that include but are not limited to staffed booth at conferences, direct mail marketing, participation in stakeholder events, social media and focused outreach to high hazard industries and vulnerable and hard-to-reach workers.</p>	<p>There were 286 other outreach activities that were provided to high hazard industries and vulnerable and hard-to-reach workers during FY2021.</p> <p>85 Public Relations: 45 Press Releases 23 Facebook Campaigns, Live Video Segments and posts 17 Newsletter Stories</p> <p>176 Consultation: On-Site Trainings 25 Public Education: On-Site training request</p>	<p>There were 310 other outreach activities that were provided to high hazard industries and vulnerable and hard-to-reach workers during FYTD 2020.</p> <p>71 Public Relations: 47 Press Releases 18 Oregon OSHA Facebook Campaigns, Live Video Segments, and posts 6 newsletters</p> <p>199 Consultation: On-Site Trainings 40 Public Education: On-Site training request</p>
Primary Outcome Measures	<p>Training Sessions:</p> <p>8. Number of Non English language training sessions.</p>	In FY2021 there were 8 Non English language training sessions.	In FY2020 there were 4 Non English language training sessions.
	9. Number of attendees at Non English language training sessions.	In FY2021 there were 601 attendees at Spanish language training sessions.	In FY2020 there were 203 attendees at Spanish language training sessions.
	10. Number and percent of participants from small businesses and high hazard industries participating in Oregon OSHA on-line training sessions.	<p>In FY2021, there were 121,211 participants from small businesses and high hazard industries attending on-line training sessions.</p> <p>There were 26,183 (23%) participants from small businesses (defined as 20 or fewer employees) and 69,534 of 121,211 (57%) participants from high hazard industries.</p>	<p>In FY2020, there were 36,531 participants from small businesses and high hazard industries attending on-line training sessions.</p> <p>There were 15,403 (42%) participants from small businesses (defined as 20 or fewer employees) and 32,298 of 36,531 (88%) participants from high hazard industries.</p>
	11. Number of participants at Oregon OSHA workshop training sessions.	There were 627 attendees at Oregon OSHA workshop training sessions in FY2021.	There were 364 attendees at Oregon OSHA workshop training sessions in FY2020.
	<p>Educational Activities:</p> <p>12. Number of new or substantially revised <i>educational resources</i> developed that are directed to small employers, high hazard industries and vulnerable or hard-to-reach worker populations.</p>	<p>In FY2021, 10 educational resources or On-line courses have been developed or substantially revised that are directed towards small employers, high hazard industries, and vulnerable or hard-to-reach worker populations.</p> <p>Safety Training Materials and On-line Classes Created and Deployed to the Public Education Web Site:</p> <ul style="list-style-type: none"> • PESO Residential Construction safety training materials 6 phases. • PowerPoints created for Spanish Roofing • LOTO online courses • Fall Protection Suite online course fact sheets: 	<p>In FY2020, 16 educational resources or On-line courses have been developed or substantially revised that are directed towards small employers, high hazard industries, and vulnerable or hard-to-reach worker populations.</p> <p>Safety Training Materials and On-line Classes Created and Deployed to the Public Education Web Site:</p> <ul style="list-style-type: none"> • 11 Powerpoints created and deployed for Fall Protection: Fall Protection for Roofing, Ladder Safety, Worker Protection Standard, Safety Meetings and Committees, LOTO, Forklift and Workplace 101, for Confined

	<p>fs36 – Tarping And Fall Protection information for truckers</p> <p>fs04 – Guardrails stair rails and handrails in general industry workplaces</p> <p>fs82 – Safety monitoring for roofing work</p> <p>fs81 – Steel erection in construction requirements for competent</p> <p>fs75 – Walking working surfaces designated areas</p> <p>fs74 – Walking Working Surfaces at a glance</p> <p>fs79 – Scaffolding in construction requirements for competent persons</p> <ul style="list-style-type: none"> • Heat Safety App tutorial video – English and Spanish • PowerPoints created for Wildfire Smoke Training Requirements • PowerPoints created for Spanish Construction course <p>Substantially Revised Educational Resources:</p> <ul style="list-style-type: none"> • Updated Heat Illness Prevention video – English and Spanish <p>Under Development:</p> <ul style="list-style-type: none"> • Silica • Bloodborne Pathogens 	<p>Space: JHA, Excavation Safety, Hazard Communication and Hazard Identification, Fall Protection in Construction and, Spanish Ladder Safety online</p> <ul style="list-style-type: none"> • 1 Published N-95 Donning and Doffing Video <p>Substantially Revised Educational Resources:</p> <ul style="list-style-type: none"> • 2 Safe Work Practices for Bloodborne Pathogens and Infectious Materials" video in response to COVID-19 and, Carbon Monoxide Poisoning (remastered the old educational video) <p>Under Development:</p> <ul style="list-style-type: none"> • 1 PESO Residential Construction safety training materials
13. Other educational activities directed to small employers and to high-hazard industries.	The public education section assisted, coordinated, provided translation services, participated in 2 community vaccine events, discussed Heat Illness during a live TV interview with Univision and during 2 live Spanish Radio broadcasts, and presented at the UNETE-Ag support network.	The public education section assisted, coordinated, provided translation services, created two presentations, and attended the FY20 Oregon OSHA sponsored Spanish conference.
14. Number of participants at Oregon OSHA conference sessions.	0 participants attended conferences in FY2021. All conferences were cancelled due to COVID-19 concerns.	A total of 1502 participants attended conferences in FY2020. Attendees at all sessions were 6283.
Consultations: 15. Number and percentage of consultations provided to small employers.	In FY2021, 799 out of 1550 (51.5%) consultations were provided to small employers.	In FY2020, 972 out of 1893 (51.4%) consultations were provided to small employers.
16. Number and percentage of consultations provided to employers who have not used Oregon OSHA’s consultation services during the previous five years.	In FY2021, 708 out of 1550 (45.6%) consultations were provided to employers who had not used Oregon OSHA’s consultation services during the previous five years.	In FY2020, 933 out of 1893 (49.3%) consultations were provided to employers who had not used Oregon OSHA’s consultation services during the previous five years.

Performance Goal (1, 2, 3)-3: Partnerships

FY2021 Performance Goal (1, 2, 3)-3

Oregon OSHA continues to maintain the well being of the existing 40+ partnerships and alliances. These effective relationships will lead to new and innovative groups for the new laws, rulemaking and policy challenges that Oregon OSHA will face in the next five years. Oregon OSHA will engage appropriate or applicable partnerships 100% of the time, in all policy and rule making activities.

Performance Indicator Type	Indicator	Results	Comments
<p>Activity Measures</p>	<p>1. Activities undertaken in collaboration with stakeholder groups and partnerships to increase occupational safety and health awareness.</p>	<p>Forty four stakeholder groups and partnership activities during the 4th quarter, FY2021:</p> <p>Also some new task forces and collaborations were developed due to COVID-19, but will sunset after the pandemic:</p> <p>Oregon OSHA has been collaboratively working with ODA, OHA, and Local Public Health in relationship to COVID-19 as part of an agreement called the “playbook” to provide technical assistance with the food processing and agriculture employers when an outbreak is identified in the workplace. This effort has been carried out by our consultation section.</p> <p>Additionally, we have been working extensively with OHA, ODE, OLCC, Oregon Lottery, Local Public Health Departments on complaints/referrals related to COVID-19.</p> <p>The COVID-19 Joint Construction Safety Task Force is a partnership of union and non-union industry professionals, with support from Oregon OSHA.</p> <p>The new relationships developed and skills, knowledge, and experience learned from the task forces and collaborations will continue at Oregon OSHA.</p>	<p>Information regarding Oregon OSHA partnerships, alliances and collaborations can be found at this link.</p> <p>* updated or new</p>

Agriculture:

Department of Housing and Community Services (OHCS), Department of Revenue, and Oregon OSHA Small Agricultural Employer Advisory Committee and the Agriculture Labor Housing Advisory Committee The Pesticide Analytical Response Center (PARC): In the latest quarter there was 1 PARC case that Oregon OSHA provided guidance and assistance with, but did not initiate an inspection.

Pacific Northwest Agriculture Safety and Health (PNASH): Continued our partnership with PNASH but in more informal basis during the pandemic.

Deschutes County Farm Bureau: Collaborated with the OFB on training opportunities for their members. Worked extensively with OFB during the Temporary COVID19 Rules in agriculture.

Oregon Liquor Cannabis Commission (OLCC) and Oregon OSHA, interagency agreement to address the roles and responsibilities as it relates to recreational marijuana, and the unique challenges presented to enforcement and regulation.

Construction:

Construction Advisory Committee: The committee meets monthly virtually (due to the pandemic) and is attended by safety leaders in the construction industry (primarily commercial construction). Accidents, incidents and near misses are reviewed and technical issues are discussed. The committee members participate regularly as stakeholders in various rulemaking activities related to construction.

Landscape Contractors Board: Nothing new to report.

Construction Safety Summit: The meetings are conducted virtually (due to the pandemic) include trainings on a variety of residential and commercial construction safety and health related topics. Oregon OSHA Enforcement, Consultation, Technical and Management personnel attend the meetings and regularly provide support such as conducting presentations.

SafeBuild Alliance: Is meeting virtually (due to the pandemic.) It is working on several initiatives in the Portland and SW Washington area. Two of those

initiatives are related to suicide prevention and mental health wellness and race equity in construction.

*Oregon & SW Washington Construction Industry

Suicide Prevention Task Force: This is a new group of construction industry labor and management individuals, coordinated through Lines for Life, to address the issues of suicide and mental health in the construction industry.

Oregon Home Builders Association (OHBA): Oregon OSHA has collaborated throughout the pandemic and provided valuable tools to the regulated community.

West Coast Chapter – International Association of Foundation Drilling: In Q3 the alliance provided Oregon OSHA training and education related to foundation drilling. WCC- IAFD provided Oregon OSHA with training materials for Recommend Industry Practices for Platforms.

COVID-19 Construction Task Force: nothing to report.

Health, Healthcare, and Ergo:

Oregon Coalition for Healthcare Ergonomics (OCHE):

OCHE meetings and webinars have resumed to share the latest information related to COVID 19 for the healthcare industry.

Oregon OSHA Emergency Preparedness: Emergency Preparedness System has been up and running since the Coronavirus was identified in Oregon.

Center for Health Protection (OHA): *

Center for Public Health Practice (OHA): *

Center for Health Promotion and Prevention (OHA): * OHA continues to work with Oregon OSHA along with other partners as we continue through the pandemic.

Oregon OSHA Partnership Committee: The Oregon OSHA Partnership did meet during Q3 and continues to meet as the COVID-19 rules update and change.

Oregon OSHA and the Oregon Institute of Occupational Health Sciences work together on many projects. During the pandemic, the interactions have been less formal but we often rely on one another to promote occupational safety and health in the workplace.

Oregon Home Care Commission: Nothing new to report.

SAIF (State Accident Insurance Fund): Nothing new to report.

Total Worker Health Alliance (TWH@): The Alliance held a meeting during Q3 to update activities and move forward on TWH 101.

Forestry and Firefighters:

Forest Activities Advisory Committee: The last forest advisory committee meeting was held virtually. The meeting was an opportunity to discuss hazard identification and near misses, along with ongoing Covid-19 mitigation strategies. The committee also discussed the Quarterly Overnight Hospitalizations & Fatalities Report.

Fire Service Advisory Committee: The committee reconvened virtually to discuss the various rulemaking, and reinvigorate the non-entry firefighting rulemaking. Additionally have worked with several members of the committee on the COVID Rules for all Workplaces, heat and smoke rulemakings.

Oregon OSHA and Washington Department of Occupational Safety and Health: This ongoing effort reaches a multitude of areas in Occupational Safety and Health. We have worked closely with them regarding the pandemic response and other rules that have similar industries in the state.

Wildfire Smoke Coordination Group: This group only meets during wildfire season. The last meeting was November 30th. The group consists of Oregon OSHA, DEQ, OHA, EPA, ODA, USDOA, US Forestry, local public health departments and tribal representatives.

Other:

*FACE: Letter of agreement. The Oregon Fatality and Assessment Control Evaluation Program will be updated on October 22nd for the 2021-2026 grant period. The agreement will add a focus on young workers and workers new to the job, falls in construction, temporary workers, and minority workers.

Oregon Utility Safety Commission: Oregon OSHA is a partner in the Oregon Utility Safety Commission with the intent of promoting cooperative efforts between OPUC and Oregon OSHA, and effective regulation of the safety, security and reliability of utilities.

		<p><u>Oregon Public Utility Commission:</u> The Oregon Public Utilities District and Oregon OSHA have developed an interagency agreement for referrals of safety and health complaints, sharing of information, and training and education.</p> <p><u>Oregon Restaurant & Lodging Association (ORLA):</u> The Oregon OSHA Alliance with ORLA has been instrumental as we work together during the pandemic.</p> <p><u>Oregon Young Employee Safety, O[yes]:</u> O[yes] continues to provide outreach and education for young workers in Oregon. The O[yes] media contest is open now.</p> <p><u>Mt. Hood Community College:</u> Nothing new to report.</p> <p><u>Wind Energy:</u> Nothing new to report.</p> <p><u>OLCC and Oregon OSHA, interagency agreement:</u> This was developed to address the roles and responsibilities as it relates to recreational marijuana, and the unique challenges presented to enforcement and regulation.</p> <p><u>Oregon Wine Board:</u> Nothing to report.</p> <p><u>Oregon Wine Association:</u> Oregon OSHA continues outreach and education to the wine industry.</p> <p><u>Oregon Brewers Guild:</u> Nothing to report.</p> <p><u>Oregon Funeral Directors Association:</u> Nothing to report.</p> <p><u>Employment, Education and Outreach (EMPLEO):</u> Nothing new to report.</p> <p><u>Oregon Employment Department:</u> The H2A Interagency Committee will meet in the near future for the annual meeting and to review the interagency agreement.</p>	
	<p>2. Continue to identify partnerships and stakeholder groups in high hazard, emerging and existing industry sectors.</p>	<p>Potential partnership in target industries in FY2021:</p> <ul style="list-style-type: none"> • There is potentially a new partnership opportunities with the Elevator Industry Safety Partners (EISP) 	
<p>Intermediate Outcome Measure</p>	<p>3. Percent of partnerships and stakeholder groups developed and maintained in relation to legislative, policy and rule making activities. Target 100%.</p>	<p>There were a total of 44 Oregon OSHA stakeholder collaborations and partnerships in FY2021.</p>	<p>FY14 Baseline 32</p>

Strategic Goals #(1, 2)
Workplace Safety and Health, Health Hazards

Strategic Goal #(3)
Fatalities

- Strategic Goal 1: Reduce serious workplace injuries and the risks that lead to them.
- Strategic Goal 2: Reduce serious workplace illnesses and the risks that lead to them.
- Strategic Goal 3: Reduce workplace deaths and the risks that lead to them.

Performance Goal (1, 2)-1: Safety & Health Hazards

FY2021 Performance Goal (1, 2)-1

Focus on high hazard industries and safety and health hazards at the following levels: Safety Enforcement 75%, Health Enforcement 60%, and Consultations 50%.

Performance Indicator Type	Indicator	Results	Comments
Activity Measures	Inspections – Health: 1. Total number of <i>health</i> inspections.	Total <i>health</i> inspections: 376 in FY2021. This is 474 inspections less than the FY2021 goal of 850. Onsite inspection activity was significantly curtailed due to COVID-19.	Total <i>health</i> inspections: 534 in FY2020. This is 366 inspections less than the FY2020 goal of 900. Onsite inspection activity was significantly curtailed due to COVID-19.
	2. Total number of <i>health</i> inspections in high hazard industries.	Total <i>health</i> inspections in high hazard industries: 210 in FY2021.	Total <i>health</i> inspections in high hazard industries: 301 in FY2020.
	3. Percentage of <i>health</i> inspections in high hazard industries compared to target of 60%.	In FY2021, the target was not met with 55.8% (210/376) of health inspections conducted in high hazard industries. (Target = 60%)	In FY2020, the target was not met with 56.3% (301/534) of health inspections conducted in high hazard industries. (Target = 60%)
	Inspections - Safety: 4. Total number of <u>safety</u> inspections.	There were 967 <u>safety</u> inspections. This is 1753 inspections below the goal of 2720 in FY2021. Onsite inspection activity was significantly curtailed due to COVID-19.	There were 1476 <u>safety</u> inspections. This is 1924 inspections below the goal of 3400 in FY2020. Onsite inspection activity was significantly curtailed due to COVID-19.
	5. Total number of <u>safety</u> inspections in high hazard industries.	There were 742 <u>safety</u> inspections in high hazard industries in FY2021.	There were 1187 <u>safety</u> inspections in high hazard industries in FY2020.
	6. Percentage of <u>safety</u> inspections in high hazard industries compared to target of 75%.	In FY2021 the target was exceeded with 76.7% (742/967) of <u>safety</u> inspections in high hazard industries. (Target = 75%)	In FY2020 the target was exceeded with 80.4% (1187/1476) of <u>safety</u> inspections in high hazard industries. (Target = 75%)
	Consultation – Health: 7. Total number of <i>health</i> <u>consultations</u> .	578 health consultations which includes Process Safety Management and Ergonomics consultations were conducted in FY2021.	817 health consultations which includes Process Safety Management and Ergonomics consultations were conducted in FY2020.
	8. Total number of <i>health</i> <u>consultations</u> in high hazard industries.	195 Health Consultations in High Hazard industries were conducted by consultants in FY2021.	262 Health Consultations in High Hazard industries were conducted by consultants in FY2020.

9. Percent of <i>health consultations</i> in high hazard industries.	33.7%, 195 of 578 health consultations in high hazard industries in FY2021.	32.1%, 262 of 817 health consultations in high hazard industries in FY2020.
Consultation – Safety: 10. Total number of <i>safety consultations</i> .	972 Safety consultations were conducted in FY2021.	1076 Safety consultations were conducted in FY2020.
11. Total number of <i>safety consultations</i> in high hazard industries.	564 Safety Consultations in high hazard industries were conducted by consultation in FY2021.	713 Safety Consultations in high hazard industries were conducted by consultation in FY2020.
12. Percent of <i>safety consultations</i> in high hazard industries.	58%, 564 of 972 Safety consultations were in high hazard industries in FY2021.	66.3%, 713 of 1076 Safety consultations were in high hazard industries in FY2020.
High Hazard Consultations: 13. The number and percentage of <i>consultation</i> visits in high-hazard industries compared to target of 50%.	48.9%, 759 of 1550, of all consultation activities were in high hazard industries in FY2021 and met the target goal. The target is 50%.	51.5%, 975 of 1893 of all consultation activities were in high hazard industries in FY2020 and met the target goal. The target is 50%.
Ergonomics Consultations 14. Total number of safety and health ergonomics consultations.	In FY2021 there were 35 safety and health ergonomics consultations.	In FY2020 there were 67 safety and health ergonomics consultations.
15. Total number of safety and health ergonomics consultations in industries with high MSD rates.	There were 47 safety and health ergonomics consultations in industries with high MSD rates in FY2021.	There were 60 safety and health ergonomics consultations in industries with high MSD rates in FY2020.
Workplace Violence 16. Number of inspections where workplace violence was addressed.	In FY2021 there were 4 inspections where workplace violence was addressed.	In FY2020 there were 8 inspections where workplace violence was addressed.
17. Number and type of workplace violence focused outreach efforts.	FY2021 there were 1048 workplace violence focused outreach efforts. <ul style="list-style-type: none"> • 73 Consultations • 8 Enforcement inspections • 2 Public Relations: cover stories, steps to reduce workplace violence and links • Public Education: 965 students completed the Violence Prevention Program on-line course 	FY2020 there were 1141 workplace violence focused outreach efforts. <ul style="list-style-type: none"> • 142 Consultations • 1 Conference presentation: Preventing Violence in Health Care: What Do We Know So Far? • 8 Enforcement inspections • 2 Public Relations: cover stories, steps to reduce workplace violence and links • Public Education: 988 students completed the Violence Prevention Program on-line course
18. Number of consultations where workplace violence was addressed.	There were 73 consultations where workplace violence was addressed in FY2021.	There were 142 consultations where workplace violence was addressed in FY2020.
NOTE: High hazard industries for safety is defined by list A-G, construction, logging, and all other emphasis programs not already counted. High hazard industries for health is defined by list A, construction, logging, and all other emphasis programs not already counted. NOTE: The total number of consultations include: safety, health, ergonomics and process safety management consultations.		

Primary Outcomes Measures	19. Percent change in DART rate (reported annually).	<p>DART rate history (private/private & public) percent change</p> <p>CY2020: 2.2/2.1 (-8.7%)</p> <p>CY2019: 2.3/2.3 (4.5%)</p> <p>CY2018: 2.2/2.2 (0.0%)</p> <p>CY2017: 2.2/2.2 (-4.3%)</p> <p>CY2016: 2.4/2.3 (9.5%)</p> <p>CY2015: 2.1/2.1 (-8.7%)</p> <p>CY2014: 2.2/2.3 (4.5%)</p> <p>CY2013: 2.2/2.2 (0.0%)</p> <p>CY2012: 2.2/2.2 (4.8%)</p> <p>CY2011: 2.1/2.1 (-4.5%)</p>	CY2020: This reflects a 27.59% reduction in the public/private rate since CY2003.
	20. Percent change in the statewide total case incidence rate, TCIR (reported annually.)	<p>TCIR rate history (private/private & public) percent change</p> <p>CY2020: 3.4/3.4 (-12.8%)</p> <p>CY2019: 3.9/3.9 (5.4)</p> <p>CY2018: 3.6/3.7 (-2.6)</p> <p>CY2017: 3.8/3.8 (-5.0)</p> <p>CY2016: 4.0/4.0 (5.3)</p> <p>CY2015: 3.7/3.8 (-5.0)</p> <p>CY2014: 3.9/4.0 (-2.4)</p> <p>CY2013: 4.1/4.1 (2.5%)</p> <p>CY2012: 3.9/4.0 (2.6%)</p> <p>CY2011: 3.8/3.9 (-2.5%)</p>	CY2020: This reflects a 44.64% reduction in the private & public rate since CY2003.
	Comments:	Enforcement Statistics are from IMD reports, effective FY11. Reporting before FY11 used NCR local reports.	CY2019 DART and TCIR rates were updated in November 2020 by the Bureau of Labor and Statistics.

Performance Goal (2)-1: Health Hazards

FY2021 Performance Goal (2)-1

Increase the number of severe chemical hazards identified (and therefore corrected) to at least 869 by the end of 2025.

Performance Indicator Type	Indicator	Results	Comments
Activity Measures	1. Severe chemical hazard is defined to mean any chemical that produces a chronic disease outcome.	The count of serious violations, totaled annually, will be averaged over a 5-year period (federal fiscal year) to establish the base indicator. The indicator will be a 5-year rolling average moving forward. The 5-year rolling average will be reported annually.	The base indicator is the FY2014, 5-year rolling average of 743.
Primary Outcomes Measures	2. A five percent increase in the identification and correction of serious hazards, for a 5-year total of at least 869.	The FY2021 5-year rolling average is 656, which is 19.8% (656/743) below the base indicator.	The FY2020 5-year rolling average is 771, which is 3.8% (771/743) above the base indicator. COVID-19 pandemic severely impacted field inspection activities from mid-March 2020 through the remainder of the year.

Performance Goal 3-1 : Fatalities

FY2021 Performance Goal 3-1

Reduce the most recent 3-year average rate of workplace fatalities from 1.74 per 100,000 to 1.6 per 100,000 by 2025 through inspections and interventions.

Performance Indicator Type	Indicator	Results	Comments
Activity Measures	1. Total number of inspections.	There were 1343 enforcement inspections in FY2021 and this fell short of the FY2021 goal of 3570 by 62.5%. Onsite inspection activity was significantly curtailed due to COVID-19.	<p>There were 2010 enforcement inspections in FY2020 and this fell short of the FY2020 goal of 4300 by 53.2%. Onsite inspection activity was significantly curtailed due to COVID-19.</p> <p>There were 3379 enforcement inspections in FY2019 and this fell short of the FY2019 goal of 4300 by 21.4%.</p> <p>There were 3294 enforcement inspections in FY2018 and this fell short of the FY2018 goal of 4300 by 23.3%.</p> <p>There were 3789 enforcement inspections in FY2017 and this fell short of the FY2017 goal of 4300 by 11.9%.</p> <p>There were 3948 enforcement inspections in FY2016 and this fell short of the FY2016 goal of 4300 by 8.2%.</p> <p>There were 4186 enforcement inspections in FY2015 and this fell short of the FY2015 goal of 4300 by 2.7%.</p> <p>There were 4243 enforcement inspections in FY2014 and this fell short of the FY2014 goal of 4300 by 1.3%.</p> <p>In FY2013 there were 4190 enforcement inspections.</p> <p>There were 4050 enforcement inspections in FY2012.</p> <p>There were 4588 enforcement inspections in FY2011.</p> <p>There were 5261 enforcement inspections in FY2010.</p>

	2. Total number of <u>consultations</u> .	There were 1550 consultations in FY2021.	There were 1893 consultations in FY2020. The total number of consultations include: safety, ergonomics and process safety management consultations.
	Comprehensive Consultations-Safety and Health-with identified and corrected hazards-Pilot Project 3. Oregon OSHA will develop, implement and evaluate a pilot project that will allow for voluntary abatement of serious hazards identified by state funded consultative staff in exchange for one year deferral from scheduled enforcement inspection activities.	In FY2021, Oregon OSHA Consultation has continued to market the Pilot Project to Oregon Employers.	
	4. The number of Safety and Health comprehensive consultations with identified and corrected hazards in the Pilot Project.	In FY2021, there were 2 employers with Safety and Health comprehensive consultations with identified and corrected hazards in the Pilot Project.	
Intermediate Outcome Measure	5. The combined average penalty of violations where the standard cited suggests that the violation will normally create a meaningful increase in the risk of workplace death and where the standard was rated and cited as a “death” violation.	In FY2021, there was a combined average penalty of \$2,004 for 504 violations where the standard cited suggests that the violation will normally create a meaningful increase in the risk of workplace death and 281 where the standard was rated and cited as a “death” violation. Of these, 110 violations were in both categories.	In FY2020, there was a combined average penalty of \$1752 for 913 violations where the standard cited suggests that the violation will normally create a meaningful increase in the risk of workplace death and 442 where the standard was rated and cited as a “death” violation. Of these, 232 violations were in both categories.
Primary Outcome Measures	6. Number of compensable fatalities (reported quarterly fiscal year and annual calendar year)	There were 33 accepted compensable fatalities in CY2020.	There were 41 accepted compensable fatalities in CY2019.

	<p>7. Compensable fatality rate (reported annually-calendar year).</p>	<p>The compensable fatality rate report in CY2020 is 1.78.</p> <p>Breakout of the CY2020, 33 fatalities:</p> <ul style="list-style-type: none"> 8 – Roadway accidents 7 – Struck by or against object 4 – Non-roadway accident 4 – Pedestrian accident 3 – Fall or jump to lower level 2 – Homicides 1 – Aircraft accident 1 – Caught in or compressed by 1 – Contact with electric current 1 – Exposure to harmful environment 1 – Fires, explosions <p>History:</p> <p>CY2020 rate: 1.78 (33 fatalities) CY2019 rate: 2.08 (41 fatalities) CY2018 rate: 1.80 (35 fatalities) CY2017 rate: 1.84 (35 fatalities) CY2016 rate: 1.56 (29 fatalities) CY2015 rate: 1.50 (27 fatalities) CY2014 rate: 1.78 (31 fatalities) CY2013 rate: 1.77 (30 fatalities) CY2012 rate: 1.80 (30 fatalities) CY2011 rate: 1.71 (28 fatalities)</p>	<p>The compensable fatality rate report in CY2019 is 2.08.</p> <p>For summary of fatalities reported to Oregon OSHA and their compensability status, please refer to the Charts section.</p> <p>Baseline is 1.78 (CY2012-14)</p> <p>Note that all fatality rates are calculated on a calendar year basis. Rates for earlier years may get updated due to new reported information (either count or employment numbers).</p> <ul style="list-style-type: none"> • The CY2015 rate: 1.50 is the rate for the 1st year of the 5-yr strategic plan FY16-FY20. <p>See FY2014 SOAR, (3-1) 5- Year Performance Goal: Fatality narrative notes.</p> <p>Note: On 6/17/15 the following portion of the Fatalities Performance goal was updated from “8% by CY2012” to “16% by CY2013”</p>
	<p>Comments:</p>	<p>Fatality statistics in #6 and #7 are from IT&R reports.</p> <p>Note: CY2020 compensable fatality rate reflects most current available data.</p>	

Strategic Goal #1, 2, 3
Excellence: Timely Response, Customer Service, Staff Development

- Strategic Goal 1: Reduce serious workplace injuries and the risks that lead to them.
- Strategic Goal 2: Reduce serious workplace illnesses and the risks that lead to them.
- Strategic Goal 3: Reduce workplace deaths and the risks that lead to them.

Performance Goal (1, 2, 3)-5: Timely Response

FY2021 Performance Goal (1, 2, 3)-5

Investigations/inspections will be initiated timely in 100% of all reported fatalities and hazard complaints; complainant responses will be timely in 95% of all cases; family members will be notified 100% timely.

Performance Indicator Type	Indicator	Results	Comments
Activity Measure	1. Document and follow-up on untimely openings of fatality and imminent danger complaint/referral inspections.	There were no untimely openings of fatality inspections and no untimely openings of an imminent danger complaint inspections in FY2021.	There were no untimely openings of fatality inspections and one untimely opening of an imminent danger complaint inspection in FY2020.
Primary Outcomes	2. Percent of timely responses. <u>Fatalities:</u> Attempt within 24 hours of notification. (Data reflects Oregon OSHA attempt from time of notification. Note this may not be consistent with OIS data).	<p>FY2021 Oregon OSHA reports: Timely Response to Fatalities: 100% (56 of 56)</p> <p>Oregon OSHA Fatality Inspections, <u>NOT</u> included in SAMM, Measure 10 total: <u>317728490, 317728490</u> – Catastrophe, double fatality with 1 UPA record.</p> <p>OSHA official FY21 MAMM reports (43 of 54), 79.6%) inspection/investigations as timely in their FY21 MAMM report, Measure 10. The 43 count results in 11 inspection/investigations that are reported in the SAMM Measure 10 outlier report as untimely and those counted on the SAMM Measure 10 main report.</p> <p>Oregon OSHA has reviewed the following inspection/investigations and consider them timely as explained: <u>317728115</u> – Delay in opening to determine if there was COVID outbreak at facility before sending a compliance officer onsite. Oregon OSHA was working with the Local Health Department and Employer. <u>317728334</u> – Not reported by employer. Referral from WCD, began investigation within 24hrs.</p>	<p>FY2020 Oregon OSHA reports: Timely Response to Fatalities: 100% (44 of 44)</p> <p>OSHA official FY20 MAMM reports (34 of 41), 82.9%) inspection/investigations as timely in their FY20 MAMM report, Measure 10. The 34 count results in 7 inspection/investigations that are reported in the SAMM Measure 10 <u>outlier</u> report as untimely and those counted on the SAMM Measure 10 main report.</p>

		<p><u>317728376</u> – Referral from media 2/3/21, began investigation with 24hrs. Victim was an independent contractor, sole proprietor.</p> <p><u>317728149</u> – Attempted onsite opening on 12/17/21, business closed, no response to phone contact.</p> <p><u>317728275</u> – MVA. Began investigation within 24hrs, changed to inspection.</p> <p><u>317728320</u> – MVA. Began investigation within 24hrs, changed to inspection.</p> <p><u>317728875</u> – Employee passed away 3 days after incident. 6/24/21 Initially evaluated as personal medical issue, reevaluated on 6/28/21 when Oregon OSHA was notified employee passed, opened on 6/29/21 for possible heat exposure.</p> <p><u>317729362</u> – Employee called in sick to employer on 8/16/21 and was hospitalized on 8/22/21 with COVID. Employee was released from hospital three days later, then readmitted on 9/13/21 without ever returning to work. Employee, 20 days later passed away on 10/3/21. Oregon OSHA was notified on 10/4/21 that employee passed away as the result of contracting pneumonia. Evaluated on 10/4/21 by Field Office Enforcement manager and Statewide Safety Enforcement manager as no further action. Reevaluated by Administrator on 10/8/21, changed to inspection and opened the same day.</p> <p><u>317729276</u> – Employer reported a COVID-related fatality of an employee on 9/9/21. An employer investigation was requested to assist in evaluating if COVID was community spread or potentially work related. On 9/17/21, after not receiving a response from the employer, the report was re-evaluated and inspection opened on 9/17/21.</p> <p><u>317729308</u> – Not reported by employer. Received OSP flash alert email on 9/23/21, contacted OSP for employer details. OSP submitted employer details after hours on Friday, 9/24/21. Oregon OSHA received and reviewed those employer details on Monday, 9/27/21. Inspection opened on 9/27/21.</p>	<p>In FY2020, Oregon OSHA reported 23 of 24 (96%) Imminent Danger complaints/referrals inspections.</p>
--	--	---	---

	<p><u>Imminent Danger Complaint/Referral Inspections:</u> Attempt to open imminent danger complaint/referrals inspections within 24 hours of notification. (Data reflects Oregon OSHA attempt from time of notification. Note report separately Imminent Danger Referral count, as needed by Fed OSHA)</p> <p><u>Serious Complaint Inspections:</u> Attempt within 5 working days</p> <p><u>Other-than-Serious Complaint Inspections:</u> Attempt within 30 working days</p> <p><u>Complainant Response:</u> Send letter responding to complainant within 10 working days.</p> <p><u>Investigations:</u> Respond to investigations (phone/fax, letter) within 10 working days</p> <p><u>Family Letter:</u> Send within 10 days of fatality notification</p>	<p>317729444 – Initially began as hospitalization on 8/28/21. Employee passed away on 10/25/21. Reevaluated, changed to inspection and opened on 10/25/21.</p> <p>In FY2021, Oregon OSHA reported 26 of 26 (100%) Imminent Danger complaints/referrals inspections.</p> <p>Oregon OSHA Timely Response to Imminent Danger Complaint Inspections with in 24 hours is (23 of 23) 100%.</p> <p>Oregon OSHA Imminent Danger Referral inspections attempted within 24 hours of notification were: (3 of 3) 100%.</p> <p>OSHA reports 18 of 18 Oregon OSHA imminent danger complaint/referral inspections as timely on their FY21 MAMM report, Measure 3.</p> <p>*As of 12/9/2021 all imminent danger complaint/referrals have been initially transferred to OIS.</p> <p>Complaint Inspections:</p> <table border="0"> <tr> <td>Serious:</td> <td>96.8% (582 of 601)</td> </tr> <tr> <td>Other-Than-Serious:</td> <td>97.5% (347 of 356)</td> </tr> <tr> <td>Complainant Response:</td> <td>98.9% (6136 of 6207)</td> </tr> </table> <p>Investigation:</p> <table border="0"> <tr> <td>Investigations:</td> <td>90.5% (10,131 of 11,196)</td> </tr> </table> <p>Family Letter:</p> <p>Investigated: 99% (105 of 106) see explanation below.</p> <p>All Family letters sent: 106</p>	Serious:	96.8% (582 of 601)	Other-Than-Serious:	97.5% (347 of 356)	Complainant Response:	98.9% (6136 of 6207)	Investigations:	90.5% (10,131 of 11,196)	<p>Oregon OSHA Timely Response to Complaint Inspections with in 24 hours is (20 of 21)</p> <p>➤ 317726844/209431977: Safety Manager assigned inspection to C.O. late.</p> <p>OSHA reports 22 of 23 Oregon OSHA imminent danger complaint/ referral inspections as timely on their FY20 MAMM report, Measure 3. The Measure 3 outlier reports 1 the untimely 317726844/209431977.</p> <p>Oregon OSHA is unable to identify 1 OTIS complaint/referral inspection record not counted in the FY20 MAMM report, Measure 3, total record count of 23. OTIS count is 24.</p> <p>Imminent Danger Referral inspections attempted within 24 hours of notification were: (5 of 5) 100%.</p> <p>Complaint Inspections:</p> <table border="0"> <tr> <td>Serious:</td> <td>97.6% (742 of 760)</td> </tr> <tr> <td>Other-Than-Serious:</td> <td>99.5% (405 of 407)</td> </tr> <tr> <td>Complainants:</td> <td>94.1% (1052 of 1119)</td> </tr> </table> <p>Investigation:</p> <table border="0"> <tr> <td>Investigations:</td> <td>96.4% (836 of 867)</td> </tr> </table> <p>Family Letter:</p> <p>Investigated: 98.5% (69 of 70) see explanation below.</p> <p>All Family letters sent: 70 Investigations with Untimely letters sent:</p>	Serious:	97.6% (742 of 760)	Other-Than-Serious:	99.5% (405 of 407)	Complainants:	94.1% (1052 of 1119)	Investigations:	96.4% (836 of 867)
Serious:	96.8% (582 of 601)																		
Other-Than-Serious:	97.5% (347 of 356)																		
Complainant Response:	98.9% (6136 of 6207)																		
Investigations:	90.5% (10,131 of 11,196)																		
Serious:	97.6% (742 of 760)																		
Other-Than-Serious:	99.5% (405 of 407)																		
Complainants:	94.1% (1052 of 1119)																		
Investigations:	96.4% (836 of 867)																		

	<p><u>Alleged Discrimination Complaints</u>: Process through determination level within 90 calendar days</p>	<p>Investigations with Untimely letters sent: <u>317728942</u>: Eugene field office did not notify Central office timely that accident changed to fatality.</p> <p>Discrimination Complaints – In FY2021, 44 out of 118 (37%) of the alleged discrimination complaints were processed within the statutorily required 90 calendar days.</p> <p>FY2021 cumulative: 1st Quarter – 61% 2nd Quarter – 40% 3rd Quarter – 32% 4th Quarter – 12%</p>	<p>➤ 317725398: Media referral, employer did not report the fatality.</p> <p>Discrimination Complaints – In FY2020, 65 out of 86 (76%) of the alleged discrimination complaints were processed within the statutorily required 90 calendar days.</p> <p>FY2020 cumulative: 1st Quarter – 86% 2nd Quarter – 73% 3rd Quarter – 62% 4th Quarter – 76%</p>
	<p>Comments:</p>	<p><u>Discrimination Complaints</u>: Oregon OSHA fell well below the FY2021 annual goal of 80% in processing discrimination cases timely; however, merit/cause cases increased.</p> <p>*ORS 654.062(6)(b) Within 90 days after receipt of complaint filed under this subsection, the commission shall notify the complainant of the commissioner’s determination.</p> <p>Reported and investigated natural cause fatalities were previously omitted from quarterly reports. These fatalities are now included in the totals.</p> <p>Oregon OSHA sends family letters for all reported fatalities regardless of whether an inspection was conducted.</p>	<p><u>Discrimination Complaints</u>: Oregon OSHA fell below the FY2020 annual goal of 80% in processing discrimination cases timely.</p> <p>*ORS 654.062(6)(b) Within 90 days after receipt of complaint filed under this subsection, the commission shall notify the complainant of the commissioner’s determination. Reported and investigated natural cause fatalities were previously omitted from quarterly reports. These fatalities are now included in the totals.</p>

Performance Goal (1, 2, 3)-6: Customer Service

FY2021 Performance Goal (1, 2, 3)-6

Achieve and maintain customer satisfaction in the delivery of Oregon OSHA programs and services as evidenced by a survey rating of 90% or above on each program survey.

Performance Indicator Type	Indicator	Results	Comments
Activity Measure	1. Analyze stakeholder survey results and take corrective actions as necessary to address results falling below 90%.	In FY2021, all but 2 of the survey results met the 90% minimum benchmark. Please refer to the comment section for additional information.	
Primary Outcome	2. Percent of positive responses on customer surveys in the following areas: <ul style="list-style-type: none"> - Conferences - Public Education - Audio-visual library - Consultation - Enforcement - Appeals - Lab 	FY2021 survey results – percent satisfaction: Conferences: N/A Public Education: 97% AV Library: 100% Consultation: 98% Enforcement: FYTD 2020: 89.6% Appeals: 75% Lab: Annual FYTD 2021: 96%	FY2020 survey results – percent satisfaction: Conferences: 96% Public Education: 98% AV Library: 96% Consultation: 99% Enforcement: FYTD 2019: 93% Appeals: 80% Lab: Annual FYTD 2020: 94%
Comments:		<p><u>AV Library:</u> Customer service is very important to our division and we will continue to look for ways to better our processes.</p> <p><u>Public Education:</u> Reporting of industry type and size of business are voluntary and will not equal total attendance. Public Education is using the number of small business and high hazard industry participation in <u>online & workshop</u> training sessions as an indicator of <u>all</u> these employees training participation, since this is the only data that is available at this time</p> <p><u>Enforcement:</u> The enforcement survey results fluctuates. This drop was anticipated due to the fewer number of inspections and the number of contentious COVID-19 inspections. As a result, the number of employers who denied entry and refused</p>	<p><i>Please see the Performance Goal: Customer Service narrative for more details.</i></p> <p>*Note: Due to a software update on 04/27/21 appeals survey responses were not saved in the database. A fix has been put in place as of 11/8/2021. It was just identified that data from Q3 was reported inaccurately due to this error.”</p>

		<p>to cooperate during the inspection was higher than normal years of inspection activity. This issue may impact the coming inspection year or years. Training COs to build good customer service techniques and de-escalation skills.</p> <p><u>Appeals</u>: Response rate is approximately 25%. The informal conference responses can be biased based on the outcome of the employer's appeal.</p>	
--	--	--	--

Performance Goal (1, 2, 3)-7: Staff Development

FY2021 Performance Goal (1, 2, 3)-7

Ensure 90% of Safety and Health staff receives 48 hours of Safety and Health professional development training over two years.

Performance Indicator Type	Indicator	Results	Comments
Activity Measure	1. Classes offered to Safety and Health staff.	<p>During FY2021, the following 377 classes were developed and implemented:</p> <p>Developed and Presented by Oregon OSHA Required Initial Training: FFY2021 = 82 <i>*See Appendix page 72, for listing of all trainings developed and presented to staff.</i></p> <p>Other Training Offered to Oregon OSHA Staff <i>*See Appendix page 73, for listing of all other trainings offered to staff.</i> FFY2021 = 295</p> <p>Out of State Training (Sent to Managers for distribution as appropriate) All cancelled due to COVID-19. FFY2021 = 0</p>	During FY2020, the following 352 classes were developed and implemented:
Primary Outcome Measure	2. Number of Safety and Health staff members receiving 48 hours of Safety and Health professional development training over two years.	96 out of 118 Safety and Health staff members received 48 hours training during the first year of the two year period FY2020-FY2021.	** Due to a malfunction with the new Workday LMS, we are unable to accurately report total training hours for the 4th and final quarter of the 2-year cycle. This malfunction was not fully identified until after the fiscal year closed.
	3. Percentage of Safety and Health staff members receiving 48 hours of Safety and Health professional development training over two years.	81% of Safety and Health staff received 48 hours of professional training during the first year of the two year period FY2020-FY2021.	The Safety and Health staff's professional development training data is cumulative. * <i>The number of Active Employees and number of Trained</i> are fluid numbers as they may not include employees that are new hires, promoted, or have resigned, etc.

IV. Progress Toward Strategic Plan Accomplishment

**Strategic Goal # (1, 2, 3)-1, -2, -3
Self-Sufficiency, Outreach, Partnerships**

Strategic Goal 1: Reduce serious workplace injuries and the risks that lead to them.

Strategic Goal 2: Reduce serious workplace illnesses and the risks that lead to them.

Strategic Goal 3: Reduce workplace deaths and the risks that lead to them.

Goal (1, 2, 3)-1: Recognition Programs or Voluntary Programs or Self-Sufficiency

(1, 2, 3)-1 5-Year Performance Goal: Maintain the number of SHARP and VPP participants and continue to promote employer self-sufficiency through consultations and by encouraging employers to attain VPP and SHARP status. Oregon OSHA will promote SHARP and VPP through consultation, enforcement, technical services, and education.

In FY2021 there was a total of 196 employers participating in the SHARP program, this includes 12 active employers, 20 working towards SHARP, and 164 graduates. COVID-19 has severely limited our ability to conduct voluntary onsite activities since April, 2020. However, SHARP and VPP activities have re-started on a case-by-case basis when state limitations allow and specific requirements are met by the employer this allowed Oregon OSHA to complete 6 onsite VPP recertifications and 6 SHARP recertification consultations.

The VPP program added no new employers but there were 8 employers that requested information about the VPP program. There were 2 existing VPP sites that were recertified in FY2021.. At the end of FY2021, Oregon OSHA had 20 VPP active certified sites and 1 employer site left the VPP program during this fiscal year.

The continued success of these programs is somewhat dependent on the economy. We do not anticipate large increases of SHARP and VPP participants during the next 5 years.

Goal (1, 2, 3)-2: Outreach

(1, 2, 3)-2 5-Year Performance Goal: Educate employers and employees, particularly small employers in high hazard industries and vulnerable or hard-to-reach populations regarding the value of occupational safety and health by providing workshops, conferences, educational venues, training, marketing and other outreach activities.

The public education section launched a new online training course, “COVID-19 Training Requirements,” in both English and Spanish to help employers meet 4 of the 10 employee training requirements found in Oregon OSHA’s *COVID-19 Temporary Rule* and was then updated to meet the requirements in Oregon OSHA’S *Addressing COVID-19 Workplace Risks*.

Two free Spanish-language online training courses were launched by the public education section for the Fall Protection Suite: “Fall Protection for Roofing” and “Fall Protection in Construction” to help address fall hazards across specific industries and different on-the-job situations, and to help employers and workers meet the requirements of Oregon OSHA. Both courses include the opportunity to receive a certificate of completion.

A Heat Safety App Tutorial video, in English and Spanish, was created by the public education section and is an important tool in planning outdoor work activities based on how hot it feels during the day. The mobile app features a real-time heat index and hourly forecast at a specific location, and offers safety and health recommendations.

To meet 6 of the 10 training requirements in the new temporary emergency rule on *Protection from Wildfire Smoke*, the public education section launched a new online training course, “Wildfire Smoke Training Requirements”, in both English and Spanish. The course provides a variety of exposure controls, training and information, and other measures.

Development of a major resource as part of PESO, a bilingual program that helps English-speaking employers train and talk about workplace safety and health with Spanish-speaking workers, began in FFY2020, but was deployed in FFY2021. It is the “Residential Construction Building Safety” course. It covers six phases of the residential construction process: site preparation; framing; roofing; exterior finishing; interior finishing; and specialty work.

Oregon OSHA has had a long history of partnering with labor, business, and associations to coordinate occupational safety and health conferences throughout the state. These one day and multi-day conferences offer concurrent educational sessions and workshops designed for a region’s industries and some focus on specific industries, such as the Mid-Oregon Construction Safety Summit and the Western Pulp, Paper, and Forest Products Safety & Health Conference. Conferences scheduled in 2021 were canceled due to the pandemic. While in-person conferences were being cancelled, some conference sponsors offered other trainings and resources:

- The Mid-Oregon Construction Safety Summit compiled a list of virtual no-cost resources for safety and health trainings and emailed to past attendees.
- The Northwest Safety & Health Summit collaborated with the Blue Mountain Safety & Health Conference to provide no-cost, virtual workplace safety education using YouTube on May 19, 2021.

The various conference planning committees are actively planning in-person conferences for 2022.

The Resource Center lends programs both in English and Spanish on DVD and in streaming video to accommodate small employers using various levels of technology. There are now just under 400 programs available in DVD and 24 streaming video formats, 12 English and 12 Spanish for a total of 3249 completed streams and 3809 streams that were started. We continue to add new material to the Resource Center depending on the demand. To increase the visibility, we will attend conferences (when they resume) to market our products to attendees. Our goal is to continue to provide the best resources to Oregon employers and employees.

Oregon OSHA initiated 174 focused outreach activities with high hazard industries and vulnerable and hard-to-reach workers. We issued 45 news releases to the public, published 17 newsletter stories, 23 Oregon OSHA Facebook campaigns, live video segments, and posts that reached thousands of workers and employers.

Goal (1, 2, 3)-3: Partnerships

(1, 2, 3)-3 5-Year Performance Goal: Promote occupational safety and health by maintaining and enhancing the effectiveness of existing partnerships and establishing new partnerships as opportunities present themselves, each with specific safety and/or health awareness improvement objectives. Use existing partnerships to advise Oregon OSHA management on where more specific focus would be fruitful.

Oregon OSHA continued to form collaborative relationships with industry groups in targeted industry sectors as well as making full use of advisory stakeholder groups to assist in rulemaking. Many of the partnerships have produced tangible and well-received products and developed strong working relationships with employers.

At the end of FY2021, Oregon OSHA had 43 active stakeholder collaborations and partnerships and 6 current Alliances. Twenty four partnerships were in targeted industry sectors, agriculture, construction, logging or health care. Oregon OSHA continues to have large participation from stakeholders and community participants in the areas of construction and agriculture. Oregon OSHA has a long history of working collaboratively with stakeholders and developing partnerships for all of our work.

Strategic Goal # (1, 2)
Workplace Safety and Health, Health Hazards

Strategic Goals #(1, 2, 3)
Emphasis

Strategic Goal #(3)
Fatalities

Strategic Goal 1: Reduce serious workplace injuries and the risks that lead to them.
Strategic Goal 2: Reduce serious workplace illnesses and the risks that lead to them.
Strategic Goal 3: Reduce workplace deaths and the risks that lead to them.

(1, 2)-1 5-Year Performance Goal: Safety and Health Hazards

Reduce injuries and illnesses by reducing the DART rate from 2.2 to 2.0 (or less) per 100 workers and total case incidence rate TCIR from 4.1 to 3.7 (or less) per 100 workers by the end of year 2020 by focusing on targeted high hazard industries and safety and health hazards.

The DART rate for CY2020, the most recent year available, was 2.1 for the private sector and all industries, which is a reduction from CY2019 of 2.3. The TCIR rate for CY2020, the most recent year available was 3.4 for the private sector and all industries, a reduction from CY2019 of 3.9 for the private sector and all industries. The data shows that the TCIR rate has been slowly decreasing each year from 5.6 in CY2003, to 3.9 in CY2011, 3.8 in CY2015, and decreased again to 3.7 in CY2020, in all industries.

In FY2021, Oregon OSHA continued its focus on inspections in high hazard industries. Oregon OSHA exceeded the goal of 75% of safety inspections in high hazard industries. Safety enforcement completed 967 inspections. There were 742 (76.7%) safety inspections in high hazard industries.

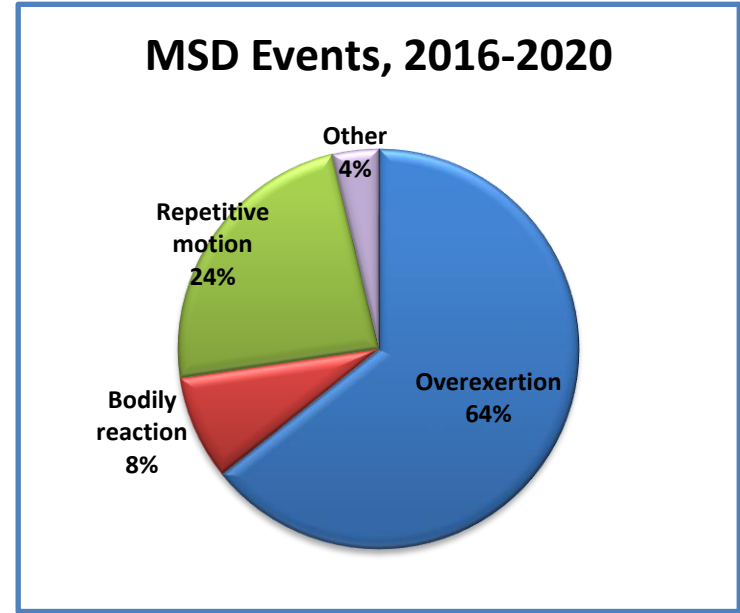
In FY2021, health enforcement completed 376 inspections. Oregon OSHA was slightly below the goal of 60% of health inspections in high hazard industries. There were 210 (55.8%) health inspections conducted in high hazard industries.

In FY2021, consultation completed 759 high hazard consultations (48.9%) out of 1550 consultations. Oregon OSHA was slightly below the goal of 50% of consultations conducted in high hazard industries.

Ergonomics:

Workers' Compensation Claims data and Accepted Disabling Claims data between 2016 and 2021 have remained relatively stable. Events involving overexertion comprised over half of all ADC's from 2016-2021 (64%). These are events involving exertion against an outside object, such as lifting a box, pushing a cart, or pulling on a rope. Bodily reaction came in second, accounting for nearly a fourth (24%).

Oregon accepted disabling workers' compensation MSD claims by industry and event, for calendar years 2016-2020										
Industry (NAICS)	All Events	Event								
		Overexertion		Bodily reaction		Repetitive motion		Other		
		Total	%	Total	%	Total	%	Total	%	
Total	40,594	26,084	100	3,419	100	9,565	100	1,526	100	
11 Agriculture, forestry, fishing	1,297	788	3.0	100	2.9	343	3.6	66	4.3	
21 Mining	37	21	0.1	3	0.1	12	0.1	1	0.1	
22 Utilities	277	155	0.6	26	0.8	85	0.9	11	0.7	
23 Construction	3,070	1,863	7.1	206	6.0	868	9.1	133	8.7	
31-33 Manufacturing	5,551	3,312	12.7	867	25.4	1156	12.1	216	14.2	
42 Wholesale trade	2,222	1,525	5.8	163	4.8	472	4.9	62	4.1	
44-45 Retail trade	5,991	3,924	15.0	557	16.3	1273	13.3	237	15.5	
48-49 Transportation and warehousing	4,782	3,076	11.8	276	8.1	1199	12.5	231	15.1	
51 Information	402	183	0.7	42	1.2	161	1.7	16	1.0	
52 Finance and insurance	122	47	0.2	37	1.1	34	0.4	4	0.3	
53 Real estate, rental, leasing	520	337	1.3	28	0.8	128	1.3	27	1.8	
54 Professional and technical services	447	256	1.0	68	2.0	103	1.1	20	1.3	
55 Management of companies	54	33	0.1	9	0.3	11	0.1	1	0.1	
56 Administrative and waste services	2,642	1,752	6.7	204	6.0	579	6.1	107	7.0	
61 Educational services	1,191	665	2.5	92	2.7	402	4.2	32	2.1	
62 Health care and social assistance	7,098	5,357	20.5	342	10.0	1228	12.8	171	11.2	
71 Arts, entertainment, recreation	335	153	0.6	17	0.5	149	1.6	16	1.0	
72 Accommodation and food services	1,910	1,172	4.5	172	5.0	505	5.3	61	4.0	
81 Other services	937	554	2.1	103	3.0	241	2.5	39	2.6	
92-93 Public admin	1,618	851	3.3	98	2.9	600	6.3	69	4.5	
99 Industry unknown	91	60	0.2	9	0.3	16	0.2	6	0.4	



* Accepted disabling claims are occupational injuries or illness claims, accepted by insurers, that entitle workers to compensation for disability or death.
 * Industry is classified according to the North American Classification System (NAICS).
 * Data are based on the date the department received notification that the disabling claim was accepted, which may be different than the date of injury or illness.
 * Source data are continually updated to be as accurate as possible.
 * Musculoskeletal disorders (MSDs) are cases resulting from overexertion, bodily motion, or vibration that result in at least one of the following conditions: pinched nerve; herniated disc; meniscus tear; sprains, strains, tears; hernias; pain, swelling, and numbness; carpal or tarsal tunnel syndrome; Raynaud's syndrome or musculoskeletal system and connective tissue disorders.
 * Oregon Department of Consumer and Business Services, Central Services Division, Information Technology and Research, 10/19/21.

There were 7,712 accepted disabling claims (ADC's) for musculoskeletal disorders (MSD's) in 2020. Four different industries accounted for over half of those claims. Health Care and Social Assistance (15%), Manufacturing and Transportation & Warehousing (both 14%), and Retail Trade (15%).

Accepted disabling claims for Musculoskeletal disorders (MSD) and workers' compensation (WC) covered employment by industry (NAICS), Oregon CY 2016-2020

Industry (NAICS)	Acceptance year																			
	2016				2017				2018				2019				2020			
	MSD Claims	%	Employment ¹	MSD rate ²	MSD Claims	%	Employment ¹	MSD rate ²	MSD Claims	%	Employment ¹	MSD rate ²	MSD Claims	%	Employment ¹	MSD rate ²	MSD Claims	%	Employment ¹	MSD rate ²
All MSD Claims	8,314	100.0	1,855.6	0.4	7,720	100.0	1,899.4	0.4	8,014	100.0	1,943.1	0.4	8,823	100.0	1,986.1	0.4	7,712	100.0	1,857.8	0.4
11 Agriculture, forestry, fishing	294	3.5	68.3	0.4	279	3.6	70.1	0.4	242	3.0	76.5	0.3	256	2.9	77.8	0.3	226	2.9	77.8	0.3
21 Mining	11	0.1	1.7	0.6	8	0.1	1.8	0.4	6	0.1	1.9	0.3	4	0.0	1.8	0.2	8	0.1	1.8	0.4
22 Utilities	68	0.8	4.6	1.5	52	0.7	4.7	1.1	61	0.8	4.8	1.3	48	0.5	4.8	1.0	47	0.6	4.8	1.0
23 Construction	646	7.8	90.4	0.7	588	7.6	97.9	0.6	570	7.1	105.4	0.5	652	7.4	109.6	0.6	613	7.9	107.9	0.6
31-33 Manufacturing	1,142	13.7	188.1	0.6	1,023	13.3	190.0	0.5	1,083	13.5	195.2	0.6	1,185	13.4	198.1	0.6	1,117	14.5	185.4	0.6
42 Wholesale trade	464	5.6	75.5	0.6	448	5.8	75.0	0.6	410	5.1	75.6	0.5	484	5.5	76.6	0.6	414	5.4	74.1	0.6
44-45 Retail trade	1,168	14.0	206.9	0.6	1,174	15.2	210.9	0.6	1,136	14.2	211.4	0.5	1,317	14.9	210.1	0.6	1,197	15.5	200.5	0.6
48-49 Transportation and warehousing	847	10.2	53.5	1.6	774	10.0	55.5	1.4	915	11.4	57.9	1.6	1,110	12.6	63.0	1.8	1,136	14.7	67.2	1.7
51 Information	81	1.0	33.6	0.2	93	1.2	34.2	0.3	74	0.9	34.3	0.2	83	0.9	35.1	0.2	71	0.9	32.9	0.2
52 Finance and insurance	26	0.3	56.5	0.0	27	0.3	57.7	0.0	21	0.3	57.5	0.0	29	0.3	57.0	0.1	19	0.2	56.9	0.0
53 Real estate, rental, leasing	99	1.2	40.3	0.2	105	1.4	42.3	0.2	108	1.3	44.8	0.2	119	1.3	46.5	0.3	89	1.2	44.7	0.2
54 Professional and technical services	91	1.1	92.3	0.1	91	1.2	95.7	0.1	85	1.1	97.7	0.1	88	1.0	100.3	0.1	92	1.2	98.9	0.1
55 Management of companies	14	0.2	45.5	0.0	9	0.1	47.3	0.0	12	0.1	48.6	0.0	8	0.1	50.5	0.0	11	0.1	49.0	0.0
56 Administrative and waste services	514	6.2	100.6	0.5	494	6.4	101.7	0.5	572	7.1	103.4	0.6	569	6.4	103.9	0.5	492	6.4	95.0	0.5
61 Educational services	303	3.6	35.7	0.8	213	2.8	36.0	0.6	245	3.1	36.5	0.7	258	2.9	36.6	0.7	172	2.2	31.2	0.6
62 Health care and social assistance	1,542	18.5	229.5	0.7	1,320	17.1	236.8	0.6	1,476	18.4	258.8	0.6	1,582	17.9	275.4	0.6	1,173	15.2	264.6	0.4
71 Arts, entertainment, recreation	78	0.9	25.7	0.3	64	0.8	26.8	0.2	60	0.7	27.6	0.2	81	0.9	28.0	0.3	52	0.7	18.9	0.3
72 Accommodation and food services	395	4.8	174.2	0.2	424	5.5	179.6	0.2	403	5.0	183.8	0.2	388	4.4	185.9	0.2	299	3.9	142.3	0.2
81 Other services	182	2.2	63.9	0.3	188	2.4	63.5	0.3	178	2.2	64.4	0.3	209	2.4	64.8	0.3	180	2.3	57.6	0.3
92-93 Public administration	347	4.2	268.8	0.1	328	4.2	272.0	0.1	322	4.0	257.1	0.1	328	3.7	260.3	0.1	293	3.8	246.4	0.1
99 Industry unknown	2	0.0	0.0	0.0	18	0.2	0.0	0.0	35	0.4	0.0	0.0	25	0.3	0.0	0.0	11	0.1	0.0	0.0

¹ Employment counts are in thousands

² MSD rates are per 100 workers.

- ❖ Accepted disabling claims are occupational injuries or illness claims, accepted by insurers, that entitle workers to compensation for disability or death.
- ❖ Industry is classified according to the North American Classification System (NAICS).
- ❖ Data are based on the date the department received notification that the disabling claim was accepted, which may be different than the date of injury or illness.
- ❖ Source data are continually updated to be as accurate as possible and may vary slightly from other report counts.
- ❖ Musculoskeletal disorders (MSDs) are cases resulting from overexertion, bodily motion, or vibration that result in at least one of the following conditions: pinched nerve; herniated disc; meniscus tear; sprains, strains, tears; hernias; pain, swelling, and numbness; carpal or tarsal tunnel syndrome; Raynaud's syndrome or musculoskeletal system and connective tissue disorders. (Oregon Department of Consumer and Business Services, Central Services Division, Information Technology and Research, 10/19/21.)

Oregon OSHA performs ergonomic consultations for employers to help them evaluate the work environment and develop ways to reduce common musculoskeletal type disorders such as overexertion injuries resulting in carpal tunnel syndrome and strains. In FY2021, the total number of safety and health ergonomics consultations in industries with high MSD rates Health Care and Social Assistance, Manufacturing, Retail Trade, and Transportation and Warehousing were 63 percent, 22 out of 35. MSD ergonomics consultations in FY2021 were significantly reduced due to the pandemic.

Ergonomic consultations, opened FFY 2016-2020 by NAICS and intake date, Oregon

NAICS	Federal fiscal year					5 year total
	2016	2017	2018	2019	2020	
Manufacturing (31-33)	37	29	37	16	12	131
Retail trade (44-45)	7	5	6	4	2	24
Transportation (48-49)	5	1	2	2	.	10
Health care and social assistance (62)	24	24	40	14	8	110
All other industries	45	49	32	20	13	159
Total consultations	118	108	117	56	35	434

Includes all consultations where the discipline is ergonomic

Source: Ed Vawter, Information Technology and Research, Central Services Division, October 2021

In CY2020, 70 percent, 610 of 877 of all consultations were conducted in industries with high MSD claims, Health Care and Social Assistance, Manufacturing, Retail Trade, and Transportation and Warehousing.

In CY2020, 46 percent, 460 of 996 inspections were conducted in industries with high MSD claims, Health Care and Social Assistance, Manufacturing, Retail Trade, and Transportation and Warehousing.

Consultations opened CY 2016-2020 by NAICS and intake date, Oregon OSHA

PPB NAICS	Calendar year					5 year total
	2016	2017	2018	2019	2020	
Manufacturing (31-33)	609	515	476	576	296	2,472
Retail trade (44-45)	130	84	118	157	141	630
Transportation (48-49)	66	46	64	49	25	250
Health care and social assistance (62)	255	176	213	206	148	998
All other industries	1,456	1,512	1,473	1,302	877	6,620
Total consultations	2,516	2,333	2,344	2,290	1,487	10,970

Source: Ed Vawter, Information Technology and Research, Central Services Division, October 2021

Inspections opened CY 2016-2020 by NAICS and open date, Oregon OSHA

Inspected NAICS	Calendar year					5 year total
	2016	2017	2018	2019	2020	
Manufacturing (31-33)	662	550	544	548	195	2,499
Retail trade (44-45)	306	267	224	220	131	1,148
Transportation (48-49)	146	142	163	135	56	642
Health care and social assistance (62)	402	352	294	350	78	1,476
All other industries	2,515	2,180	2,223	2,106	996	10,020
Total inspections	4,031	3,491	3,448	3,359	1,456	15,785

Source: Ed Vawter, Information Technology and Research, Central Services Division, October 2021

(2)-1 5-Year Performance Goal: Health Hazards

Increase the number of severe chemical hazards identified (and therefore corrected) to at least 869 by the end of 2025.

For FY2013, a new measure focusing on severe chemical hazards was developed. This measure is intended to describe meaningful progress in reducing occupational illnesses and diseases by identifying and correcting chemical hazards, rated as serious violations, which contribute to chronic disease outcomes. The count of serious violations, totaled annually, will be averaged over a 5-year period (federal fiscal year) to establish the base indicator. The indicator will be a 5-year rolling average moving forward. This will be reported annually:

- The 5-year rolling average for FY2021 is 656, 19.8% below base indicator
- The 5-year rolling average for FY2020 is 771, 3.8% above base indicator
- The 5-year rolling average for FY2019 is 828, 11.4% above base indicator
- The 5-year rolling average for FY2018 is 801. 7.8% above base indicator.
- The 5-year rolling average for FY2017 is 799. 7.5% above base indicator
- The 5-year rolling average for FY2016 is 793. 6.7% above base indicator.
- The base indicator for FY 2015, 5-year rolling average is 743.

*NOTE: COVID-19 pandemic severely impacted field inspection activities from mid-March 2020 through the remainder FY2021.

(3-1) 5-Year Performance Goal: Fatalities

Reduce the most recent 3-year average rate of workplace fatalities from 1.74 per 100,000 to 1.6 per 100,000 by 2025 through inspections and interventions.

In FY2021 there were 1337 enforcement inspections and 1550 consultations.

The compensable fatality count for CY2020 is 33. The lowest accepted compensable fatalities was 17 in CY2010.

The CY2020 compensable fatality rate of 1.78 compared to the baseline rate of 1.78 (CY2012-2014, 3 year average rate). The fatality rates for the past years are CY2019 (1.78), CY2018 (1.80), CY2017 (1.84), CY2016 (1.56), CY2015 (1.50), CY2014 (1.78), CY2013 (1.77), CY2012 (1.80), CY2011 (1.71), CY2010 (1.05), CY2009 (1.89), CY2008 (2.63), CY2007 (1.99), and CY2006 (2.13). The 3 year average fatality rate reduction from CY2017 - CY2019 of 1.91 compared to the baseline rate of 1.78 is 7%.

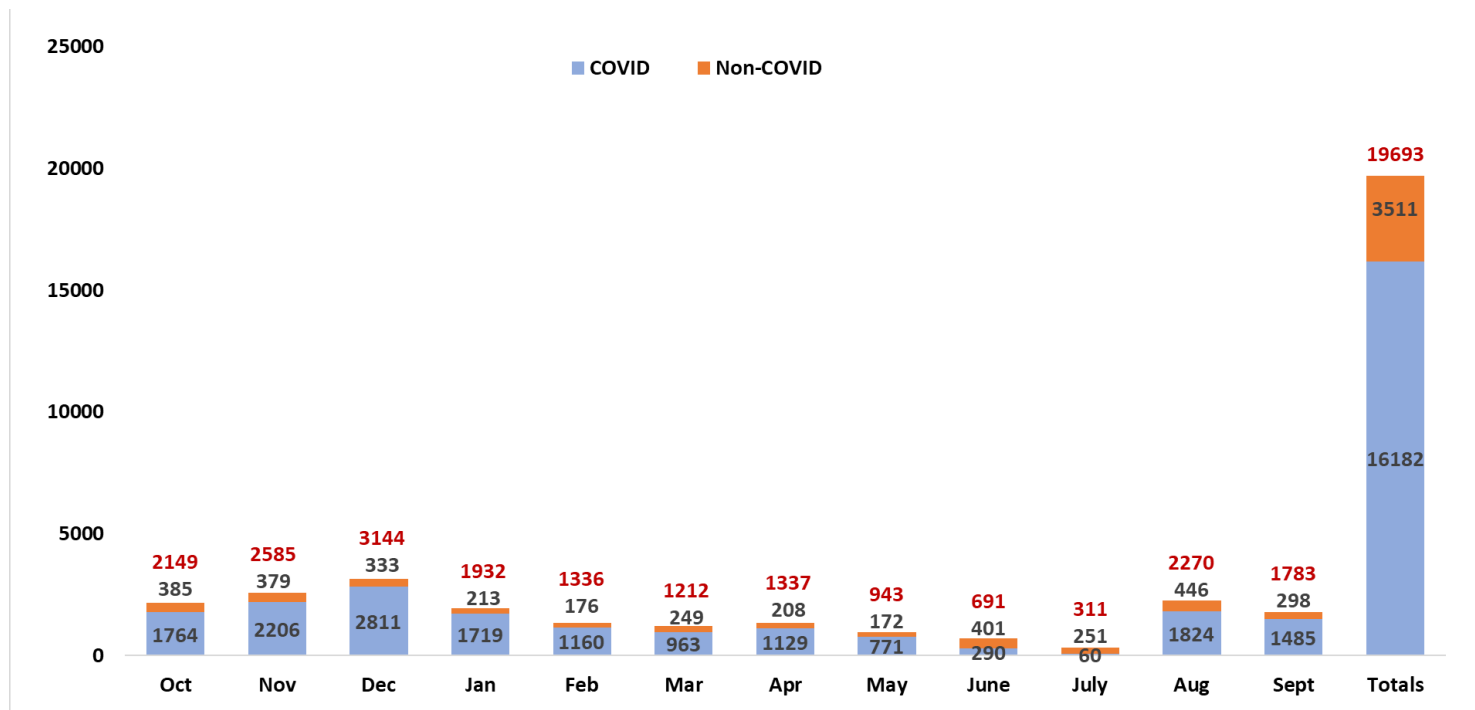
Strategic Goal #1, 2, 3
Excellence: Timely Response, Customer Service, Staff Development

Strategic Goal 1: Reduce serious workplace injuries and the risks that lead to them.
 Strategic Goal 2: Reduce serious workplace illnesses and the risks that lead to them.
 Strategic Goal 3: Reduce workplace deaths and the risks that lead to them.

(1, 2, 3)-5 5-Year Performance Goal: Timely Response

Investigations/inspections will be initiated timely in 95% of all reported fatalities and hazard complaints; complainant responses will be timely in 90% of all cases; family members will be notified 100% timely, and discrimination cases will be processed 80% timely.

Timely response to imminent danger complaints, referrals, and complainant response goals were met. Significant COVID-19 complaint volume has been a challenge for field staff and offices in FY2021.



Timely response to fatalities was 100% (56 of 56).

The yearly family member notification was 99 percent timely, 105 family letters out of 106 were sent out timely.

Oregon OSHA, through an interagency agreement with the Bureau of Labor and Industry (BOLI) processed 118 discrimination cases during FY2021. Of the 118 cases, 44 cases were timely or 37%, which fell below the annual goal of 80%. Thirteen of the cases were merit cases and 13 cases were withdrawn.

(1, 2, 3)-6 5-Year Performance Goal: Customer Service

Achieve and maintain customer satisfaction in the delivery of Oregon OSHA programs and services as evidenced by a survey rating of 90% or above on each program survey.

Five of the seven different program areas in Oregon OSHA administered individual customer satisfaction surveys resulted in ratings of 90% or better.

The Enforcement survey results fluctuates but fell below 90% (89.6%). This drop was anticipated due to the fewer number of inspections and the number of contentious COVID-19 inspections. As a result, the number of employers who denied entry and refused to cooperate during the inspection was higher than normal years of inspection activity. This issue may impact the coming inspection year or years. Training COs to build good customer service techniques and de-escalation skills.

The Appeal customer service satisfaction survey was 75%. The survey response was approximately 25%. The informal conference responses can be biased based on the outcome of the employer's appeal

This year's lab survey was 96%, up from 93.8% in FY2020 The survey assesses industrial hygiene staff satisfaction with the internal lab website, timely provision of sample media, chemists' technical support and expertise, sampling and analytics, sample results, and field equipment.

Based on concerns brought forth from the Oregon OSHA Laboratory's annual customer service survey, the manager/staff plans to:

- (a) continue to focus to improve turn around time of equipment submitted for calibration check and/or service,
- (b) conduct regular review of inventory in each field office to assess equipment deficiencies, and
- (c) visit each field office to address field equipment needs.
- (d) have the chemist lab technician spend one day a week assisting with field equipment service.

(1, 2, 3)-7 5-Year Performance Goal: Staff Development

Ensure ninety percent of safety and health staff receives 48 hours of Safety and Health professional development training over a two years.

During FY2021, 81 percent of the Oregon OSHA "safety and health" staff completed their professional development training during the first year of the two year cycle FY2020 through FY2021. ** Due to a malfunction with the new Workday LMS, we are unable to accurately report total training hours for the 4th and final quarter of the 2-year cycle. This malfunction was not fully identified until after the fiscal year closed.

It should be noted that Oregon OSHA has adopted a two-year cycle to include an all-staff training symposium that occurs in each even fiscal year. The first two-year cycle included fiscal years 2014 and 2015. Due to COVID-19 the April 2020 symposium was postponed to May of 2021, then cancelled. Tentatively looking to fall 2022 as the next possible opportunity to hold an all-staff training symposium.

In addition, webinars and outside classes continue to be offered. In this fiscal year staff were able to choose training that was offered to them from a list of 377 options.

V. Special Accomplishments

Alliance activity:

Oregon OSHA renewed its alliance with the **Oregon Home Builders Association (OHBA)** on June 7, 2018. Their primary goal is to increase awareness of fall and motor vehicle safety hazards and, ultimately, to reduce accidents and fatalities in residential construction. In order to continue to keep these Alliances up to date, Oregon OSHA staff meets with OHBA Safety Consultants quarterly to go over the Alliance, share information and work together to achieve outreach communications goals. OHBA continues to provide best practices to their members in the field of construction, especially to the small business owners. OHBA is incorporating health and wellness into their newsletters and working with local insurers to promote wellness.

Oregon OSHA renewed its alliance with the **Oregon Coalition for Healthcare Ergonomics (OCHE)** on August 13, 2013. In order to continue to keep these Alliances up to date, Oregon OSHA staff meets with OCHE Co-Chairs quarterly to go over the Alliance and share information. OCHE continues to provide best practices for the field of Safe Patient Handling and Mobility. OCHE is providing a comprehensive tool box titled: Workplace Violence Prevention: Implementing Strategies for Safer Healthcare Organizations. It shows health care organizations how to assess risks, review best practices, collect baseline incident/injury and cost data related to workplace violence and identify hazards and risks that need to be addressed. The focus is on violence perpetrated by patients against workers. The Joint Commission, one of the national accrediting bodies for hospitals, highlighted the toolkit on its website as a recommended source.

Oregon OSHA and the **Oregon Restaurant and Lodging Association (ORLA)** established a collaborative relationship to foster safe workplaces in Oregon by signing an alliance on January 15, 2016. This alliance seeks to increase outreach efforts to affected employers and employees in this industry. Their primary goal is to reduce illness and injury rates among employees in the restaurant industry. In order to achieve this goal, this alliance increases awareness surrounding hazard communications, electrical contacts, ergonomic issues, personal protective equipment (PPE), and slips and falls. In addition, this alliance contributes to the statewide dialogue on workplace safety and health with a focus on the young and mobile work force indigenous to the industry. Staff from the ORLA shares safety and health information from Oregon OSHA in their monthly publications. ORLA and Oregon OSHA continue to meet quarterly.

Oregon OSHA joined the **Employment, Education and Outreach (EMPLEO)** federal, state and local advocacy Alliance on September 24, 2015. The Alliance is instrumental in the outreach, education and advocacy of Hispanic workers in Oregon and also promotes the coordination and cooperation of the Alliance members to better serve the population. The EMPLEO continues to meet and share information relating to vulnerable migrant workers in Oregon and the tri-state area.

Oregon OSHA, Oregon Institute of Occupational Health Sciences at Oregon Health & Sciences University, and SAIF formed an Alliance on February 23, 2017, to expand the knowledge and application of **Total Worker Health®** principles by leveraging the strengths of each organization. The Alliance collaboration provides expertise and guidance, along with training and education that helps protect the occupational health, safety and well-being of workers, particularly by reducing and preventing exposure to hazards and addressing issues. In addition, the collaboration provides knowledge and skills for workers to help in understanding their rights and the responsibilities of employers. Oregon OSHA, Oregon Institute of Occupational Health Sciences, and SAIF continue to meet with Total Worker Health alliance partners. The TWH alliance is currently working on a

curriculum designed for safety and health professionals. The alliance partners presented a TWH 101 workshop for a national audience at the NIOSH 2nd TWH international conference in Washington DC in May 2018. More presentations on the TWH 101 curriculum are scheduled for the ASSP/Oregon OSHA conferences virtually.

Oregon OSHA and the **West Coast Chapter - International Association of Foundation Drilling** renewed its alliance on October 17, 2018. The alliance seeks to increase outreach efforts to affected employers and employees in this industry. The primary goals are to increase awareness surrounding drilled shaft and foundation drilling operations, and the installation of micropiles and earth retention systems, and ultimately, to reduce illness and injury rates among employers and employees in construction and demolition industries. In addition, this alliance contributes to the statewide dialogue on workplace safety and health. Oregon OSHA continues to meet with this alliance quarterly and is arranging with the alliance to provide Oregon OSHA conferences.

Interagency Agreement:

OHA, ODA and DCBS, Oregon OSHA, Interagency agreement for Governor’s Executive Order 20-07 and 20-12. FACE Letter of Agreement, 2021-2026, this agreement is a renewal of the past agreement with Oregon OSHA. The new agreement with FACE will add an emphasis on young workers and minority workers. OLCC and Oregon OSHA interagency agreement, this is a new agreement with the Oregon Liquor and Cannabis Commission (OLCC) that outlines the regulations, responsibilities and enforcement of each agency for the licensed marijuana producers and extraction processors.

Publications:

Oregon OSHA developed thirty six new or revised publications ten of which were in Spanish. thirty six publications were reviewed for translation into another language. These publications provide information about how to protect workers from work-related injury or illness. Additional information can be found at <http://www.osha.oregon.gov/>.

Newsletters:

Oregon OSHA publishes two newsletters: The “Resource” (a general interest publication which includes construction) is published every two months, and the “Forest Activities News” (for the logging and forest industry) is an occasional newsletter from Oregon OSHA covering topics of interest to the logging and forest activities employers. Additional details regarding these publications can be found at <https://osha.oregon.gov/pubs/newsletters/Pages/default.aspx>

Special Accomplishments:

Workers’ Memorial Scholarship Program:

Seven Oregon high school graduates were recipients of the Worker Memorial Scholarship in FY2021. . The awards program helps finance higher education for family members of Oregon workers who have been fatally injured or permanently disabled on the job. A total of \$26,000 was awarded in varying amounts to the seven recipients. Award recommendations are made by Oregon OSHA’s Safe Employment Education and Training Advisory Committee, an advisory group with members from business, organized labor, and government. The 1991 Legislature established the Workers’ Memorial Scholarship at the request of the Oregon AFL-CIO, with support from Associated Oregon Industries.

Workers Memorial Day:

Worker advocates gathered on April 28, 2021, near the Fallen Workers Memorial in Salem with a central focus: to grieve and remember those who lost their lives while on the job in Oregon last year. The names of 53 Oregonians who died on the job in 2020 were read aloud during the Workers Memorial Day observance, which was held outside the Labor and Industries Building and livestreamed on YouTube and Facebook Live. The advocates spoke of lives cut short, of lives lost to the COVID-19 pandemic, of the need to do a better job of building and maintaining safe and healthy workplaces.

Oregon OSHA Safety Break:

More than 35 employers participated in Safety Break for Oregon on May 12, 2021, promoting the value of keeping people safe and healthy while on the job. During the 18th year of the event, employers engaged in a variety of workplace health and safety activities while following the appropriate COVID-19 safety measures.

Training Grant activity:

There were no training grants awarded in FY2021.

Oregon Young Worker Health and Safety Coalition:

Teams of students at Parkrose, Ridgeview, Pendleton, and Sutherlin high schools have earned top prizes in a media contest designed to increase awareness about workplace safety for young workers. High school students across Oregon were invited to participate in the annual contest organized by the Oregon Young Employee Safety Coalition (O[yes]). For the first time in the contest's 13-year history, the 2020-2021 competition featured a graphic design category – in addition to the long-running video category – and a new theme: “Work. It can be more dangerous than you think.” - Winning submissions and video clips can be viewed on the (O[yes]) website. The first-place winning teams in each category also earned a matching award for their schools. Students were invited to create a 30- to 90-second video or a graphic design that inspires young workers to think twice about their personal health and safety at work, while highlighting the contest's theme. The mission of (O[yes]) is to prevent injuries and illnesses to young workers through outreach, advocacy, and sharing resources with young workers, educators, employers, parents, and labor organizations. The contest sponsors are SAIF Corporation, Oregon OSHA, Oregon Institute of Occupational Health Sciences at OHSU, SafeBuild Alliance, Oregon chapters of the American Society of Safety Professionals, Oregon SHARP Alliance, Construction Safety Summit and Hoffman Construction.

Consultation activity:

Oregon OSHA Consultation has led the education, abatement assistance, and outreach efforts throughout the state during the COVID-19 Pandemic. Consultation has been involved in multiple workgroups with other state agencies (Oregon Health Authority, Oregon Department of Agriculture, Office of the Governor) and local public health authorities; these efforts have led to consultation providing rapid-response assistance to employers who have employees that have tested positive for COVID-19.

Due to the record-breaking volume of complaints received by Oregon OSHA Enforcement during the pandemic, Oregon OSHA Consultation also offered unprecedented outreach to employers seeking assistance on how to appropriately abate the hazard(s) alleged in these complaints.

Consultants were also able to maintain their productivity despite the mandated cessation of all on-site activities for a period of approximately one month; using virtual methods, consultation as a whole was able to assist employers throughout this pandemic, leading to only a marginal decline in total number of consultations conducted in the FFY as compared to previous years (given that the pandemic comprised more than 75% of this FFY).

Consultation has continued to reach out to the Cannabis and hemp industry and have conducted 22 consultations for this industry, 6 of the consultations included the cannabis extraction process.

The Oregon OSHA Consultation section has further developed its relationship with the Construction Contractors Board by offering contractors a year long safety and health program to assist them in further developing a safety and health management system. Although no contractors participated in this program, there was 1 employer that participated in our Challenge Program. In addition, consultation coordinated CEU credits for those that completed online courses and in-person workshops that Oregon OSHA offers.

The consultation section has addressed heat illness 165 times and workplace violence 73 times during this fiscal year. In addition, the section has been very active in COVID-19 activities and have been using our data system to track these with optional codes requested by OSHA. They include 398 consultations marked with N-16-COVID-19, 300 marked with N-30-Virtual, and 4 marked with N-30-Abatement Supervision/Virus. These optional codes were requested for the 21d program but were adopted for the entire consultation section. Each consultation record can have many emphasis or optional codes assigned to it therefore these numbers are not additional consultations but are included in the total for all consultations conducted.

Public Education Outreach Activities:

As part of the marketing efforts for our online courses and services, the use of social media has proven to be an outstanding tool to expeditiously share our educational material with Oregonians (and people around the world). For our Facebook and YouTube and Vimeo platforms, between 10/1/2020 and 9/30/2021, our results are outlined below.

YouTube (English) Established 3/4/2014	YouTube (Spanish) Established 3/4/2014
<ul style="list-style-type: none"> • Videos Released: 24 • Total Videos Released since Est.: 193 • Video Views: 970,469 • Video Hours Watched: 88,409 	<ul style="list-style-type: none"> • Videos Released: 68 • Total Videos Released since Est.: 113 • Video Views: 85,332 • Video Hours Watched: 4004
Facebook (English and Spanish) Est. 4/6/2010	Vimeo (English and Spanish) Est. 7/27/2021
<ul style="list-style-type: none"> • Posts: English (74), Spanish (54) • Videos Published: English (43), Spanish (36) • Video Views E+S: 63,400 • Video Hours Watched E+S: 749 • Video Engagements E+S: 3895 	<ul style="list-style-type: none"> • Video Views E+S: 65,151 • Videos Published E+S: 197 • Video Hours Watched E+S: 1,289

Coronavirus activities:

Oregon OSHA continued to serve Oregonians by [phone and email](#) even though the offices were closed to the public. Oregon OSHA provided links on their website to keep Oregonians up-to-date with [workplace guidance and resources](#) for COVID-19 in both English and in Spanish, ([en español](#)). The temporary COVID-19 rule adopted in November of 2020 was set to expire in May, which required the adoption of rules through the traditional rulemaking process which were completed in May of 2021. The COVID-19 pandemic continues to evolve and has necessitated several temporary rule adoptions since May with a proposal to adopt final rules by December. The developed and [Infectious disease rule making updates](#) were made available to the public. Oregon OSHA relayed Coronavirus updates to the public through press releases and in coordination with the [Oregon Health Authority](#) for up-to-date general information about COVID-19.

VI. Adjustments and Other Issues

Occupational Injury and Workers’ Compensation Premium-

Oregon’s long-running success in managing the workers’ compensation system continues as businesses will see yet another drop in costs in 2022 as the key factor behind annual cost changes dips yet again. The numbers tell a positive story:

- Employers, , on average, will pay 97 cents per \$100 of payroll for workers’ compensation costs in 2022, down from \$1.02 in 2021.
- The pure premium rate will drop by an average 5.8. In fact, the pure premium– will have declined by 51 percent during the 2013 to 2022 period.
- The decrease in the pure premium of 5.8 percent is an average, so an individual employer may see a larger or smaller decrease, no change, or even an increase, depending on the employer’s own industry, claims experience, and payroll. Also, pure premium does not take into account the varying expenses and profit of insurers.
- The premium assessment is a percentage of the workers’ compensation insurance premium employers pay. It is added to the premium. It would increase from 9.0 percent this year to 9.8 percent in 2022.
- The premium assessment is affected by the pure premium and the economy. In order to provide stable funding for programs that support Oregon’s workers’ compensation and worker safety programs, an increase in the assessment is needed to partially counteract a decline in pure premium.
- The Workers’ Benefit Fund assessment provides benefit increases to permanently disabled workers and to families of workers who died from a workplace injury or disease. It also supports Oregon’s efforts to help injured workers return to work sooner – through incentive programs to employers – and earn their pre-injury wages.
- The fund’s revenue comes from a cents-per-hour-worked assessment. The assessment would see no change in 2022, remaining at 2.2 cents per hour worked.
- The decrease in the pure premium will be effective Jan. 1, 2022, but employers will see the changes when they renew their policies in 2022. The assessment changes will be effective Jan. 1, 2022.
- Oregon’s workers’ compensation premium rates have ranked low nationally for many years. Oregon had the seventh least expensive rates in 2020, according to a nationally recognized biennial study conducted by the Oregon Department of Consumer and Business Services.

The decline in costs marks nine years of average decreases in the pure premium rate – the base rate insurers use to determine how much employers must pay for medical costs and lost wages. Oregon OSHA helps keep workers’ compensation costs down by advancing workplace safety and health. After all, the least costliest workers’ compensation claim is the one that never gets filed because the employer follows the safety standards the division enforces to protect workers. Also keeping the state’s workers’ compensation system stable are the Workers’ Compensation Division; the Workers’ Compensation Board, which resolves disputes over the state’s workers’ compensation and workplace safety laws; and injured worker and small business advocacy services.

Assessment rates for 2021 and rates for Prior five years are:

Year	Insurers	Self-insured employers	Self-insured employer groups
2021	9.0 percent	9.9 percent	9.9 percent – public groups; 10.3 percent – private groups
2020	8.4 percent	8.5 percent	8.5 percent – public groups; 8.9 percent – private groups
2019	7.8 percent	8.0 percent	8.0 percent – public groups; 8.8 percent – private groups
2018	7.4 percent	7.6 percent	7.6 percent – public groups; 8.4 percent – private groups
2017	6.8 percent	7.0 percent	7.0 percent – public groups; 7.8 percent – private groups
2016	6.2 percent	6.4 percent	6.4 percent – public groups; 7.2 percent – private groups

**FY2020 FAME Recommendations –
Oregon Report Recommendations for Fiscal Year 2020.**

There was one FY2020 finding and recommendation that has been completed and verified by Federal OSHA. There was one FY2019 finding and recommendation that is completed and approved by Federal OSHA. There are four continued observations from FY2019, two require a case file review for continued monitoring and Federal OSHA was unable to conduct a case file review in FY2020 due to COVID-19 pandemic

Finding FY 2020-01: In 100% (4 of 4) of cases withdrawn by the complainant, there was no documentation that BOLI advised the complainant of the consequences of the withdrawal.

Recommendation: Oregon OSHA should ensure BOLI is advising each complainant wishing to withdraw that, by entering a withdrawal, they will be forfeiting all rights to an appeal or objection, and the case will not be reopened.

State Plan Corrective Action: Oregon OSHA is ensuring that BOLI is issuing a letter to complainants to advise them of the consequences of a withdrawal, losing all appeal rights with Oregon OSHA and federal OSHA. Oregon OSHA is checking during quarterly audits with BOLI (delays due to COVID-19 restrictions) to ensure that appropriate closing letters are in case files. Audits were conducted on 1/23/20, 4/29/21, 7/29/21 and 10/14/2021. Next audit is scheduled for January 2022.

Completion Date: 7/29/2021

Status: Approved 9/30/2021

Finding FY 2019-01: In 100% (4 of 4) of cases withdrawn by the complainant, there was no documentation that BOLI advised the complainant of the consequences of the withdrawal.

Recommendation: Oregon OSHA should ensure BOLI is advising each complainant wishing to withdraw that, by entering a withdrawal, they will be forfeiting all rights to an appeal or objection, and the case will not be reopened.

State Plan Corrective Action: When complainant chooses to withdraw their case to state or federal court, BOLI will be issuing a letter to complainants stating they will be giving up their rights. Oregon OSHA will audit to ensure BOLI is issuing these letters to complainants. Verbal verification complete, next audit scheduled October 2020.

Completion Date: July 9, 2020

Status: Approved 10/2/2020

Observation FY 2020-OB-01 continued from Observation FY2019-OB-01 continued from Observation FY2018-OB-04: Oregon OSHA conducted 1,441 of 3,400 safety and 531 of 900 health inspections (SMM7), both below the further review level.

Status: OSHA will continue to monitor Oregon OSHA's planned versus actual inspections.

Observation FY 2020-OB-02 continued from Observation FY 2019-OB-02 : In FY 2019, OSHA 300 data was not in the case file nor in the database in 14% (23 of 167) of case files reviewed. In addition, OSHA 300 data is not transferring to OIS.

Federal Monitoring Plan: OSHA will monitor this over the next FY and will evaluate collection and retention of OSHA 300 data in a focused case file review.

Observation FY2020-OB-03 continued from Observation FY 2019-OB-03: The confidentiality of employees interviewed during inspections was not ensured during the appeal process.

Federal Monitoring Plan: OSHA will monitor the State Plan to determine Oregon OSHA's ability to protect the identities of employees who participate in enforcement activities.

Observation FY2020-OB-04 continued from Observation FY 2019-OB-04: In FY 2019, in 51% (26 of 51) of Dismissed/Non-merit cases, there was no evidence that complainants were advised of their rights to dually file with OSHA.

Federal Monitoring Plan: OSHA will conduct a retaliation case file review as part of the FY 2021 comprehensive FAME.

State-Specific Employer Variance

During FY2021 Oregon OSHA granted a total of 8 variances to employers:

Six companies were granted new research variances from OAR 437-0070935(1)(c) to support the use of new technology in the logging industry that reduces employee exposure to the hazards associated with hand felling by allowing the use of tethered felling machines with protective cabs for the operators. The approved research variances continue to provide a means of collecting relevant safety data to support future Division 7 (Forest Activities) rulemaking for the new mechanized logging method.

One company was granted a variance from Oregon OSHA's COVID-19 Workplace Requirements for Employer-Provided Labor Housing that addresses physical distancing requirements. The variance allows the use of cohorts of up to eight (8) employees who are unrelated or not from the same household, in addition to physical barriers, as an alternative method to physical distancing measures required under OAR 437-004-1115(6).

One company was granted a variance from Oregon OSHA's COVID-19 Workplace Requirements for Employer-Provided Labor Housing that addresses the use of double bunk bed by individuals who are neither related nor part of the same household. The variance allows use of double bunk beds by individuals from alternating shifts as an alternative method to the requirements under OAR 437-004-1115(6)(a)(A)(ii)(II).

There were no variances revoked in FY2021.

Timely Response to Federal OSHA with Oregon OSHA State Initiated Changes:

In FY2021, Oregon OSHA sent 14 State Initiated changes to Federal OSHA in a timely fashion. Additional information regarding the changes listed below can be found in the Federal OSHA SPA data base and <http://www.osha.oregon.gov/> .

Administrative Order Number:	Adoption Date:	Title:
2020-3	11/6/2020	Temporary Rule 437-001-0744 and Appendix, Addressing COVID-19 Workplace Risks
2020-4	12/11/2020	Corrections Made to the Temporary Rule Addressing COVID-19 Workplace Risks
2021-1	4/30/2021	COVID-19 Workplace Requirements for Employer-Provided Labor Housing
2021-2	5/4/2021	COVID-19 Public Health Emergency in All Oregon Workplaces
2021-3	6/2/2021	Cranes and Derricks in Construction: Railroad Roadway Work
2021-4	6/30/2021	COVID-19 Workplace Requirements for Employer-Provided Labor Housing
2021-5	6/30/2021	COVID-19 Public Health Emergency in All Oregon Workplaces
2021-6	7/8/2021	Temporary Rules to Address Employee Exposure to High Ambient Temperatures
2021-8	8/2/2021	Temporary Amendment OAR 437-004-1120 to Address High Ambient Temperatures in Labor Housing
2021-9	8/3/2021	Temporary Rules to Address Employee Exposure to Wildfire Smoke
2021-10	8/13/2021	Renewed Masking Requirements in Rules Addressing the COVID-19 Public Health Emergency in All Workplaces
2021-11	9/1/2021	Rules to Reduce Manganese Permissible Exposure Limit; Cross-References Welding Rules with Other Standards Including Confined Spaces
2021-12	9/14/2021	Medical Relief Benefits in Rules Addressing the COVID-19 Public Health Emergency in All Workplaces

VII. 21(d) Consultation Activities

Executive Summary

The Oregon OSHA consultation program is a large, highly successful program consisting of 43 consultation positions (30 state-funded consultants, 1 SHARP VPP coordinator, 4 managers, 4 consultation support staff, and 4 - 21(d) funded consultation positions). The staffing levels for the 21(d) program (4) were maintained throughout the year.

The agency's safety and health program assistance goal is to increase self sufficiency among Oregon employers. The FFY2021 goal for Oregon OSHA's entire consultation program was to work with all employers to improve their understanding of a comprehensive safety and health management system during consultations.

Oregon OSHA's Consultative program conducted a total of 1550 consultative activities identifying a total of 5,296 serious hazards in FFY2021. Many of our consultations (48.97%) were provided to small employers, and 45.74% of our consultations were provided to employers who had not used our services during the previous five years. Oregon OSHA's SHARP program included 196 companies involved in various stages of our SHARP program. Our Public Education section provided training to over 121,838 participants either online or in virtual workshop training sessions, and is continuing to develop our online training presence.

During FY2021, 21(d) consultants opened a total of 193 consultations. Health consultants conducted 42 initial visits, 1 follow-ups, and 24 training and assistance visits, for a total of 67 consultations. Safety consultants conducted 71 initial visits, 3 follow-ups, 52 training and assistance visits, for a total of 126 consultations. Overall, the 21(d) consultative staff conducted 23.74% below the projected 245 visits. COVID-19 has severely limited our ability to conduct onsite activities since April, 2020.

The 21(d) staff have been very active in COVID-19 activities and have been using our data system to track these with optional codes requested by OSHA. They include 106 consultations marked with N-16-COVID-19, 81 marked with N-30-Virtual, and 0 marked with N-30-Abatement Supervision/Virus. Each consultation record can have many emphasis or optional codes assigned to it therefore these numbers are not additional consultations but are included in the total for all consultations conducted by 21(d) staff.

Training

Oregon OSHA is committed to providing field staff with the most up-to-date training on occupational safety and health. Training hours for the 21(d) staff are Dianna Gray- 24.5, Chris James – 31.5, Philip Grunke – 62. Sterling Cobb -112.75, Randy Westmoreland 62.00, Brian Hauck 32.00.

Other Issues or Adjustments –

Consultation OIS Data Base Initiative

This process is still ongoing as we are currently working to ensure the data is being transferred accurately as we are finding that there are small discrepancies in the data that is being transferred.

Oregon OSHA Consultation Process Improvement Project Continuation

Our process improvement project has continued and is being monitored to help continue to determine how best to reduce the time required for the assigning and scheduling of on-site consultations. The redesign project included the time period from the employer's request for consultation services until the initial visit took place.

Oregon OSHA maintains that the below mentioned is still our expectations for the program:

- Call the employer within 7 days from the time the employer places the request for the consultation. We currently make contact with the employer on average within 6 days.
- Schedule the initial visit by the consultant within a few weeks. We started tracking this date July 11, 2016, and do not have a report process at this time.
- Provide the report 10 days within the opening of the conference. The current average is now 7.6 days.

Oregon OSHA Consultation customer satisfaction survey

A web based survey that is linked directly to the electronic delivery of the consultation report continues to be refined. Currently the parameters used are as follows. Seven days after the electronic report is emailed to the employer an email with a link to the survey is sent to the employer. If the employer completes the survey at that time or within seven days, notification is sent to the consultant who conducted the consultation and their manager that a survey has been completed. If the employer does not respond, two more reminder emails are sent until the survey is completed or there is no response. The survey response rate is 39% with this survey system. We have begun tracking employers who we never replied to our survey with the intent of reaching out to those employers to see where we can further improve. Oregon OSHA consultation managers and staff have direct access to survey data, and the data will directly feed DCBS key measures.

Quality Assurance Program

Quality Assurance is achieved through effective guidelines and policies that include a set of core competencies for all consultants, linkage of those core competencies to annual performance evaluations, a consultation evaluation process, mandated activity reports, and data reports that track progress toward strategic goals.

- Customer satisfaction surveys offered after every consultation gather feedback from employers regarding the quality and usefulness of the consultation service. Consultation Managers meetings are held on a regular basis throughout the year, as are field office staff meetings. In addition, every report is reviewed by the manager for technical accuracy, consistency, and quality assurance.
- Quarterly file reviews were conducted during 2020 for additional quality control. These reviews resulted in timely identification and, if needed, correction of any issues. No major issues were identified during the file reviews.

All Consultants were accompanied on consultation visits by their supervisor during the fiscal year. No negative or unusual situations were noted during these reviews.

Appendix

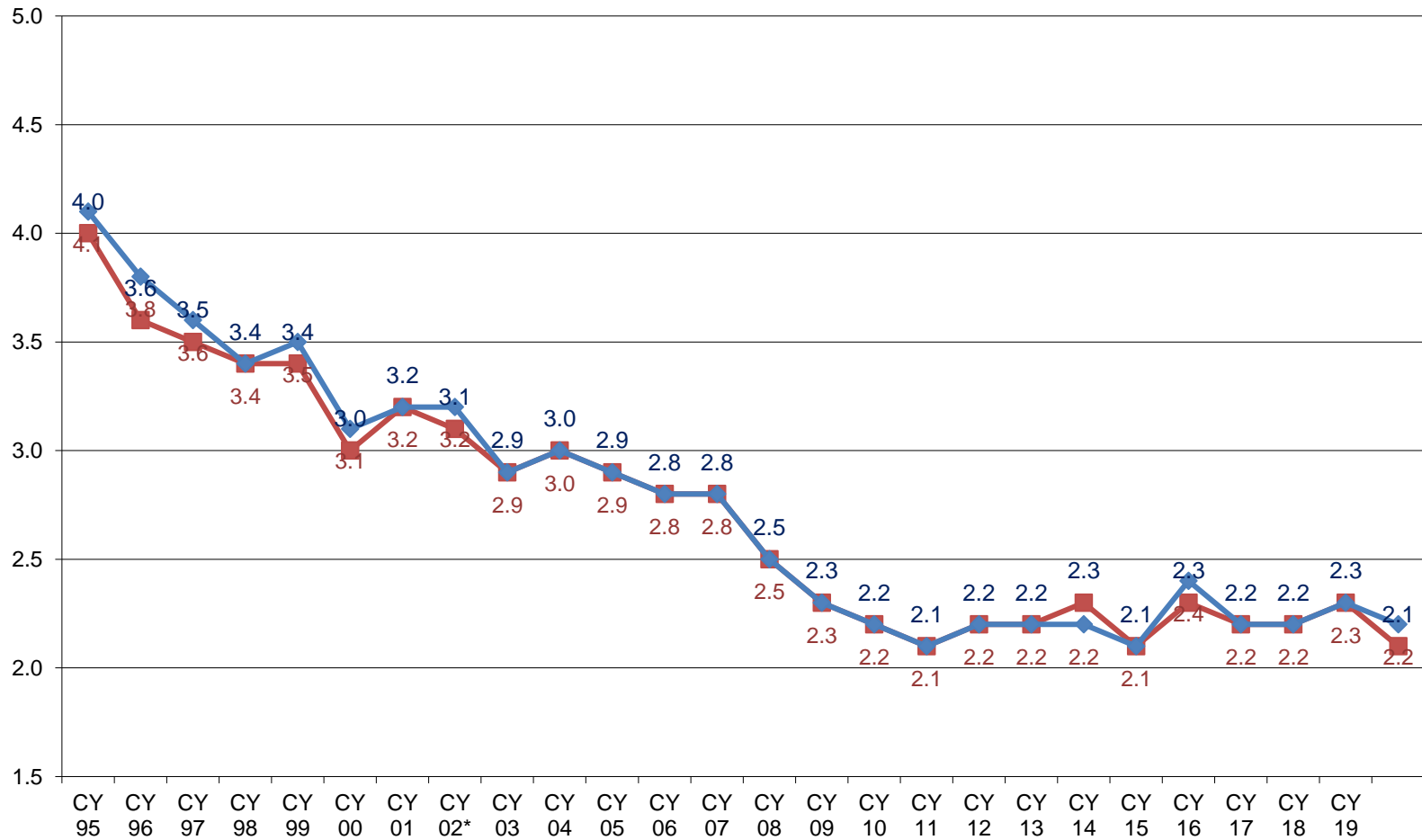
Charts

**Note to chart readers: data now reflects corrections (if any) to prior year's data.*

Notice of Change: Beginning with calendar year 2003, industry data is classified according to a North American Industry Classification System (NAICS) instead of the Standard Industrial Classification (SIC) System. The final year using the Standard Industrial Classification (SIC) System was CY2002.

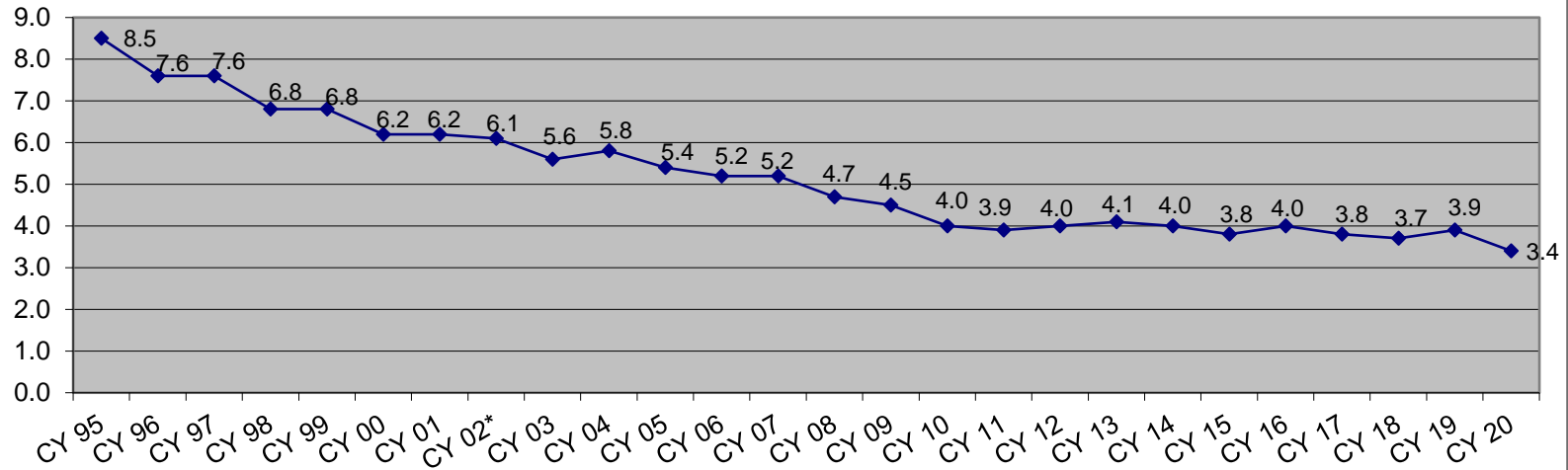
Rolled up data between 2001 and 2002 is not *strictly* comparable because of changes in the recordkeeping rules.

Oregon Lost Workday Cases Incidence Rate/DART rate (all sectors) Calendar Years 1995 - 2020

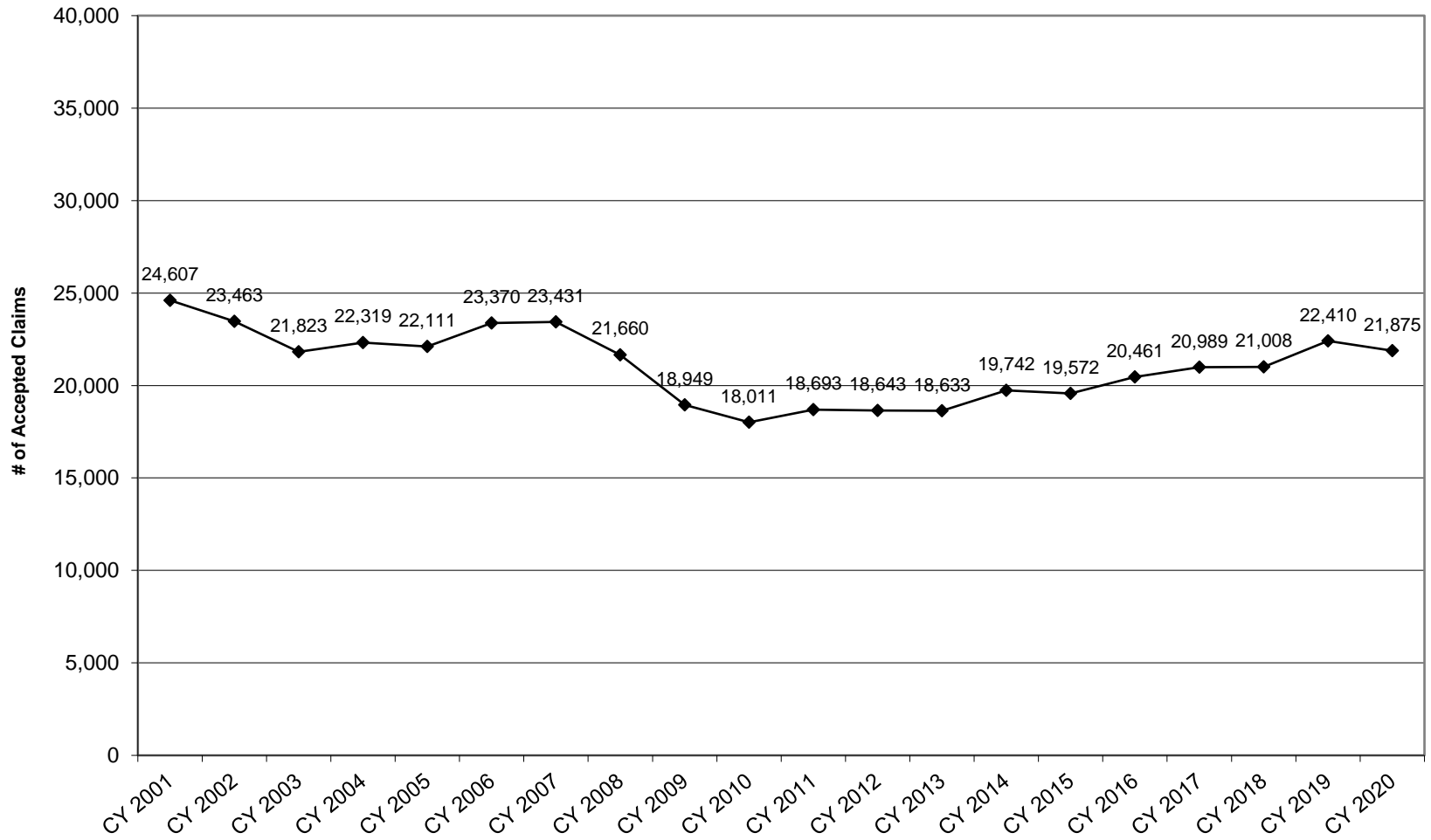


*Data from 2002 on is based on revised recordkeeping requirements and is not comparable with rates from earlier years.

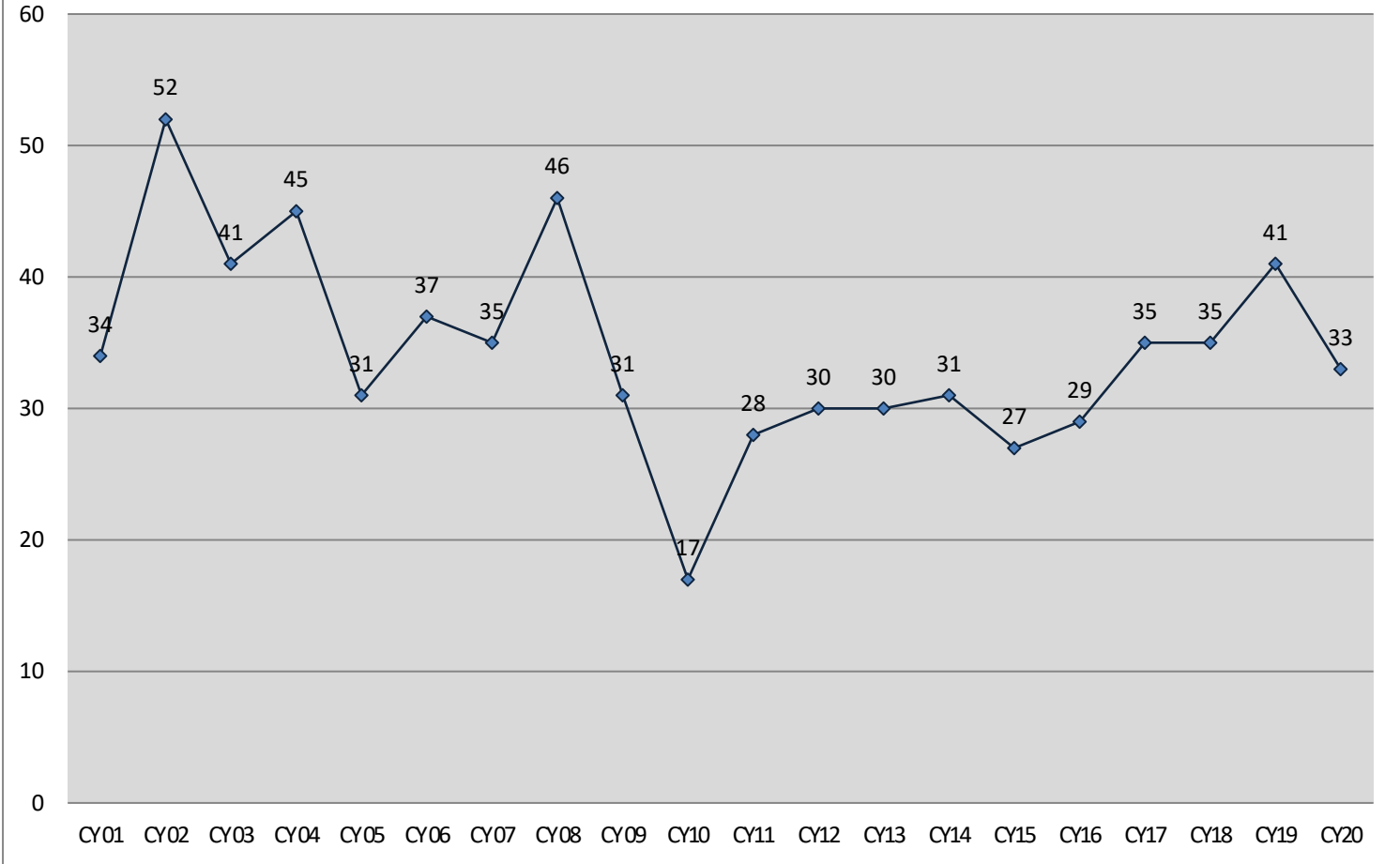
Total Case Incidence Rate (all sectors) Calendar Years 1995 - 2020



Oregon Accepted Disabling Claims Calendar Years 2001 - 2020



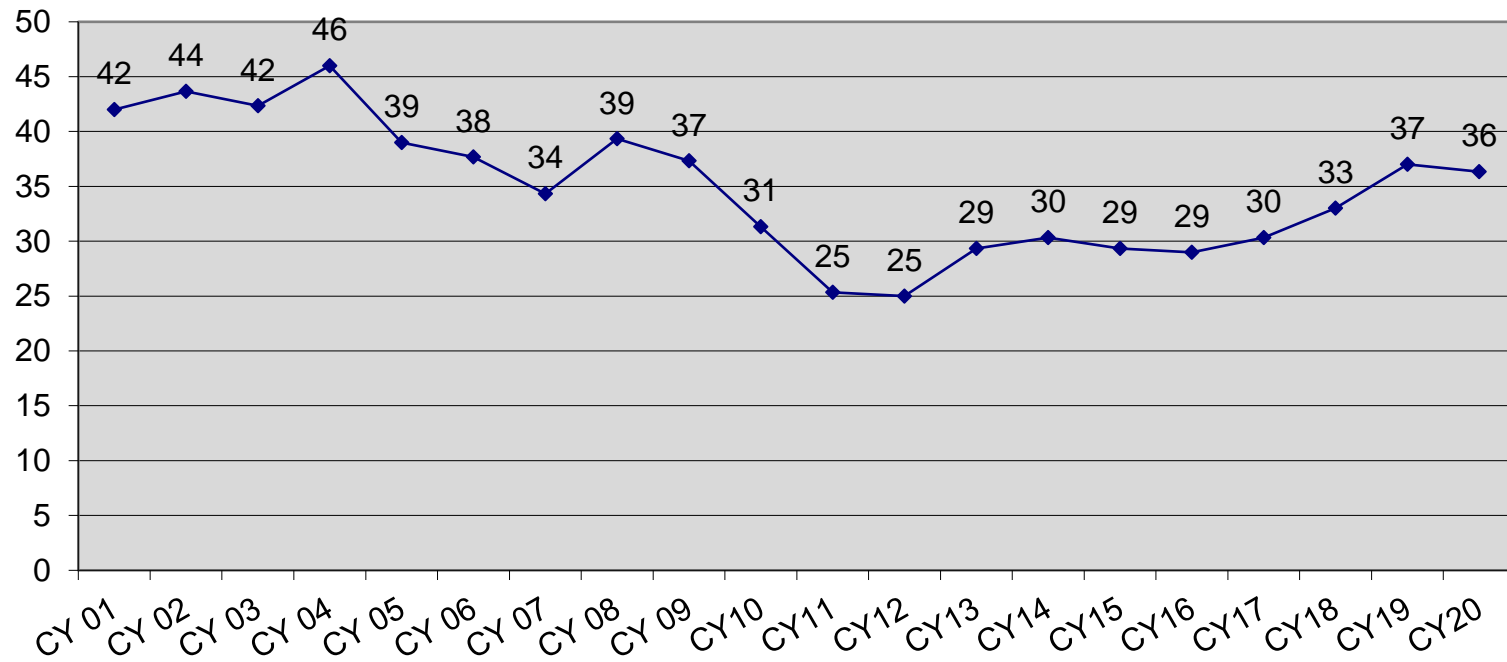
Oregon Compensable Fatalities Calendar Years 2001-2020



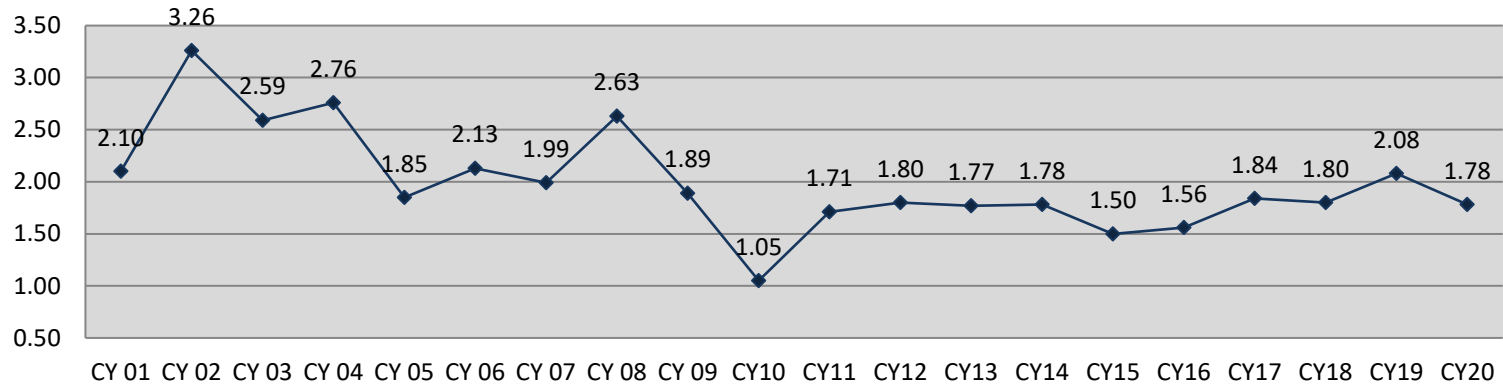
Oregon Compensable Fatalities

Calendar Years 2001 - 2020

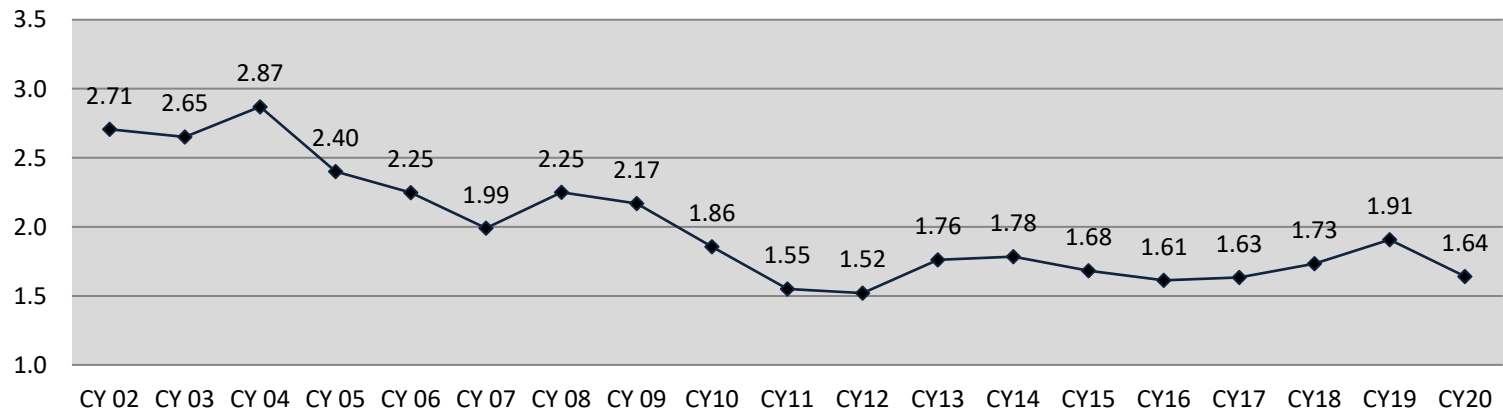
3-year rolling average



Compensable Fatality Rate (per 100,000 workers) CY 2001-2020

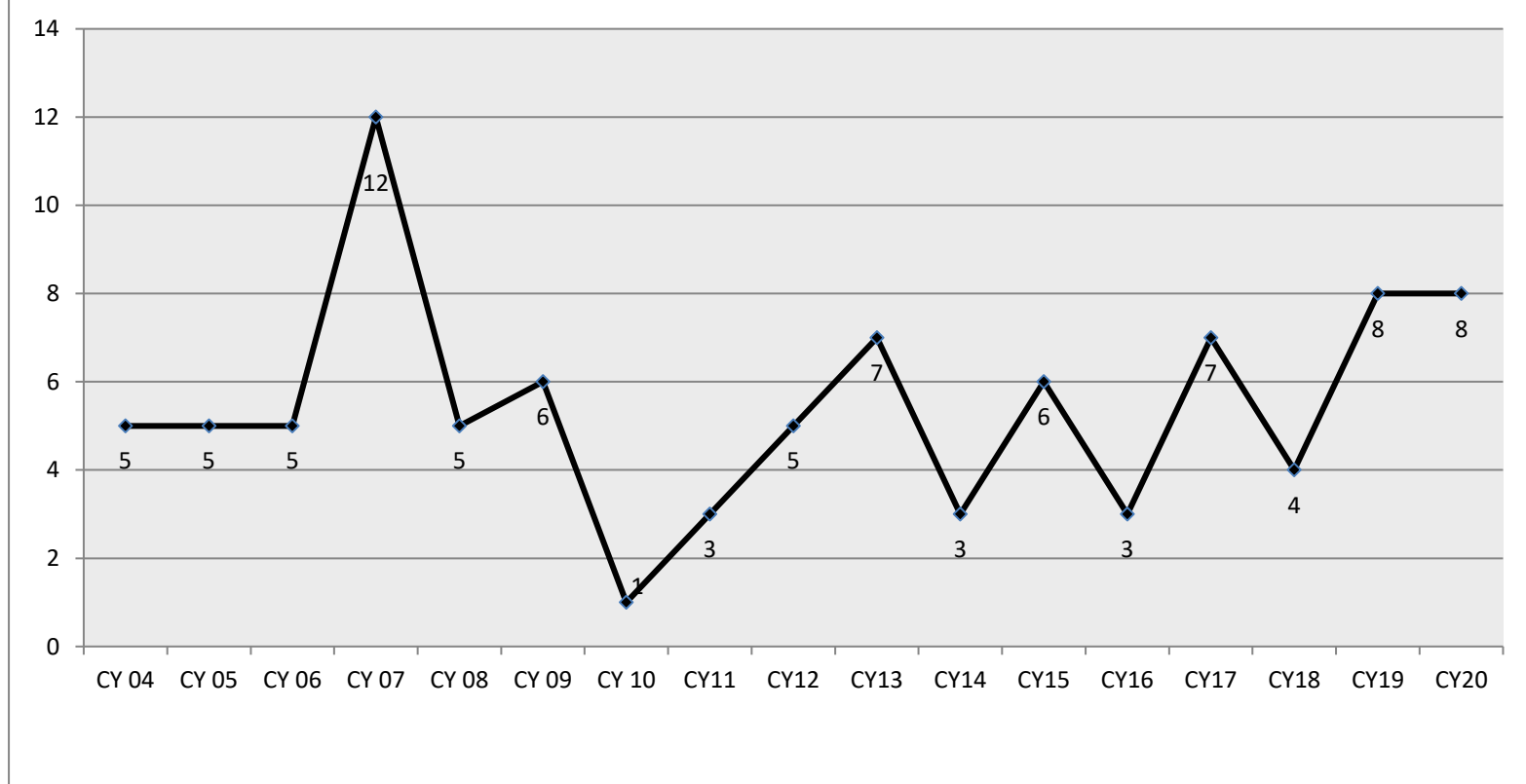


Compensable Fatality Rate (per 100,000 workers) CY 3-year rolling average

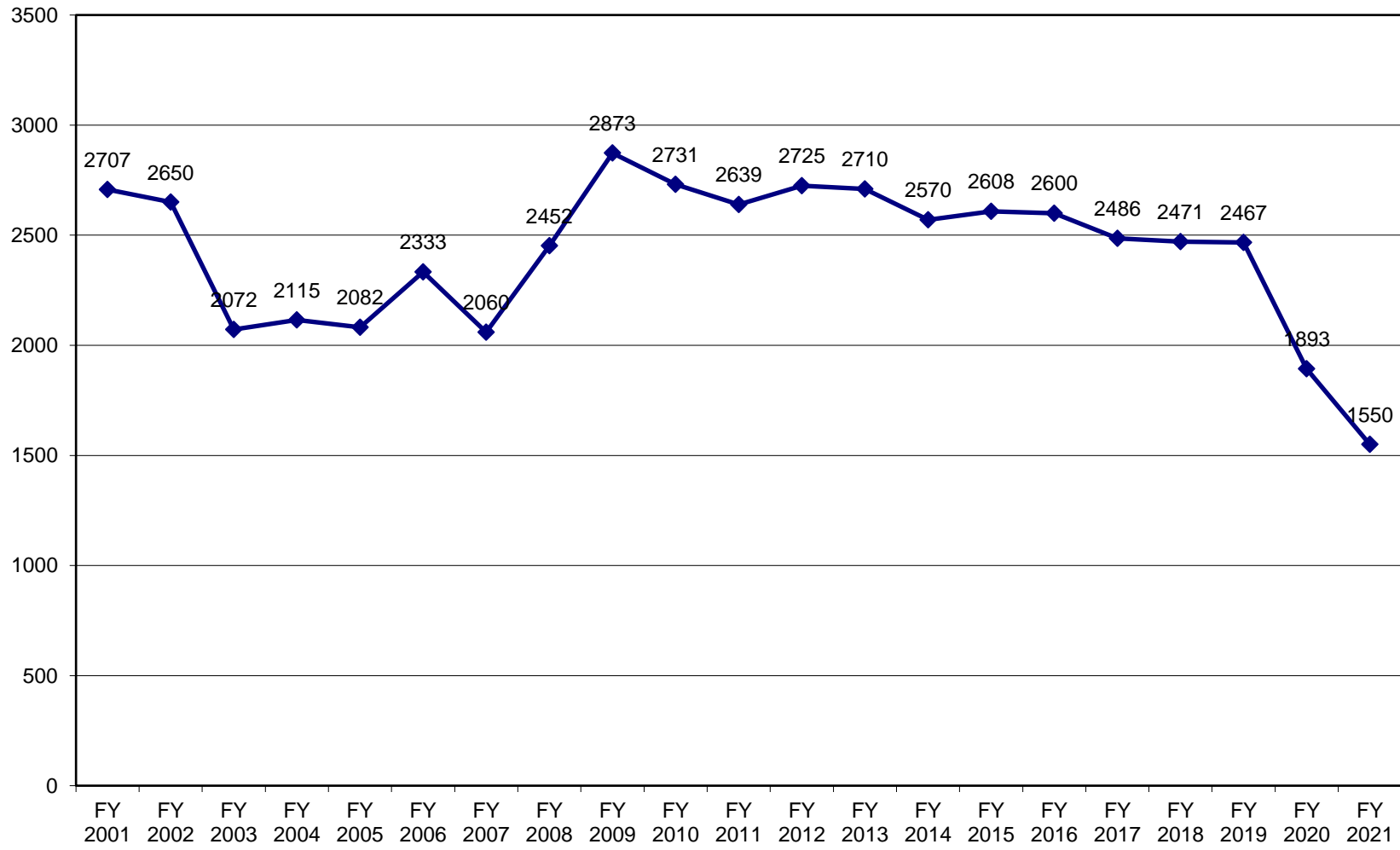


Oregon Compensable Construction Fatalities

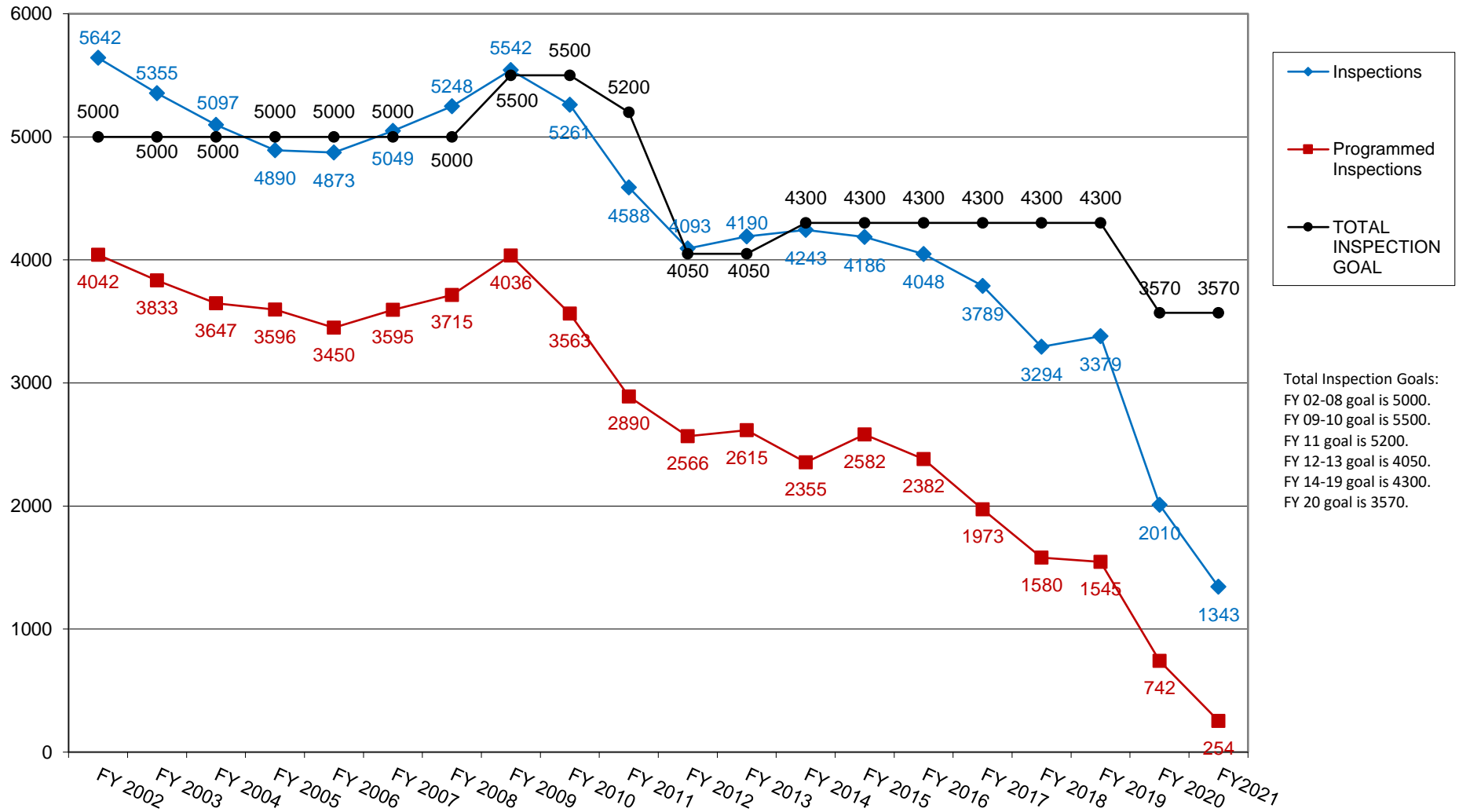
Calendar Years 2004-2020



Total OR-OSHA Consultations Federal Fiscal Years 2001 - 2021



Total Oregon OSHA Inspections Federal Fiscal Years 2002 - 2021



FFY21 APP Staff Education Data

**Developed and Presented by Oregon OSHA
Required Initial Training**

<p>OSHA History & Administrator’s Message (10/12) Jurisdiction (10/13) Field Staff Safety (10/14) Hazard ID & Imminent Danger (10/14) Standards Overview (10/15) OTIS for New Hires (10/16) Inspection Process (10/26) Opening & Closing Conferences (10/27) Interviewing Basics (10/27) Documenting Violations (10/28) Recordkeeping & Reporting (10/29) Safety Committees (10/30) Personal Protective Equipment (11/16) Walking & Working Surfaces/Ladders (11/17) Fall Protection (11/18) Excavation & Trenching (11/19) Hazard Communication (11/20) Scaffolds (12/14) Traffic Control (12/15) Forklifts & Material Handling (12/16) Electrical Safety (12/17) Aerial Lifts (12/18) Accident Investigation (10/20 – 22) Infection Control Temporary Rule Overview (11/10) Infection Control Rule New Directive Overview (12/2) COVID-19 Compliance Training (12/17, 12/18, 12/23) OTIS for New Hires (1/21) Violence in the Workplace (1/25) Machine Safeguarding (1/26) Lockout/Tagout (1/27) Confined Space Safety (1/28) Bloodborne Pathogens (1/29) Openings & Closings (3/1) Bloodborne Pathogens (3/1) Fire Protection/Emergency Action Plan/Means of Egress (3/22) Spray Finishing (3/23) Flammable Liquids (3/23) Compressed Gases/Propane/Acetylene (3/24) Concrete Processes & Silica (3/25) Safety & Health Management (3/26) Noise Exposure & Hearing Conservation (4/26)</p>	<p>Overhead Cranes & Hoists (4/27) Steel Erection (4/28) Demolition (4/29) Tree Trimming (4/29) Process Safety Management Overview (4/30) Health Overview for Safety (5/24) Respiratory Protection (5/25) Lead & Asbestos (5/26) Fall Protection with Gravitec (5/6) Annual “All Things Ag” Training (5/13) New COVID Rule for All Workplaces (5/12 & 14) De-Escalation Techniques – Part 1 & 2 (6/8, 6/11, 6/15, 6/17, 6/22, 6/24) Heat Related Illness (6/10) Legal Issues with DOJ (6/15) Deep Foundation Alliance Day 1 (6/16) Deep Foundation Alliance Day 2 (6/17) Standards Overview (7/7) Recordkeeping & Reporting (7/8) Safety Committees (7/9) Jurisdiction (7/12) Inspection Process (7/13) Hazard ID & Imminent Danger (7/13) Opening & Closing Conferences (7/14) Interviewing Basics (7/14) Documenting Violations (7/15) Field Staff Safety (7/16) Personal Protective Equipment (8/2) Walking & Working Surfaces/Ladders (8/3) Fall Protection (8/4) Excavation & Trenching (8/5) Hazard Communication (8/6) Scaffolds (9/13) Traffic Control (9/14) Forklifts & Material Handling (9/15) Electrical Safety (9/16) Mobile Elevated Work Platform/Aerial Lifts (9/17) De-Escalation Techniques – Part 1 & 2 (7/1) Heat Related Illness – New Rule Training (7/13 & 7/14) Smoke & ALH Heat – New Rule Training (8/10 & 8/13) De-escalation Training Debrief (8/12)</p>
---	--

Other Training Offered to Oregon OSHA Staff

HFES - 64th International Annual Meeting & ErgoX (10/5-9) Virtual
OH&S/Draeger – OSHA 1910.146: Keeping CSE Safe (10/1)
SICK – Benefits of Lidar-based Occupancy Monitoring Systems (10/1)
SICK – A Great New Dawn of Real World Robots (10/1)
OH&S & Draeger – OSHA 1910.146: Keeping CSE Safe (10/1)
UofW DOEHS – Transformational Leadership Academy for Advancing Health & Safety (10/8/20 - 3/4/21)
UofW DOEHS – Fire Marshal webinar series: Boot Camp Topic: Flammable Liquids (10/15 9am)
UofW DOEHS – Fire Marshal webinar series: Special Topic: Metal Treatment & Plating & Water Reactive Materials (10/15 10:10am)
OH&S – Hugh Hoagland Presents: Three Electrical Safety Elements to be Deployed Today (10/15)
BLR – Temporary, Contract, & Gig Worker Safety (10/14)
PCC – Professional Development Management & Leadership Classes (Oct - Dec)
EHS – Drug Testing, Medical Marijuana, & Workplace Safety (10/20)
OH&S Cority – Take a Deep Breath: How to Develop a Respiratory Protection Program that Works (10/22)
EHS – What’s Next for Safety Culture? (10/22)
BLR – (Federal) OSHA’s Newly Released COVID-19 Guidance (on-demand)
OH&S Camfil – Combustible Dust: Dust Fire & Explosion Safety (10/29)
OSHA/ASSP – Silica Compliance (11/4)
NSC – NFPA 70E Changes for 2021 & Impacted to Your Business (11/4)
UofW DOEHS – Fire Marshal webinar series: Boot Camp Topic: Chem Storage in Group M + Cooking (11/19 9am)
UofW DOEHS – Fire Marshal webinar series: Special Topic: High Pile Storage (11/19 10:10am)
UofW OSHA Ed Center – OSHA #510: OSHA Standards for the Construction Industry (11/2 – 6)
U of Cincinnati – Biomonitoring & Risk Assessment (11/10)
BLR – Understanding the Complexity of OSHA Electrical Regulations & Associated 2021 NFPA 70E Standards (11/12)
CPWR – NIEHS Activities, Tools, & Resources to Protect Workers from COVID-19 (11/12)
NSC – Injury & Illness Recordkeeping – Just the FAQs. (11/12)
UofW DOEHS – Principles & Practice: Ventilation (11/12 - 13)
BLR – OSHA's 2020 in Review and 2021 Forecast (12/14)
EHS – It’s OSA’s Top 10, Again (11/17)
OH&S – Leveraging ISO 45001 To Meet OSHA Regulatory Requirements (11/18)
EHS – Election Outcomes: OHS Forecast for 2021 (11/18)
NSC – A Proactive Approach to Weld Fume Management (11/19)
OH&S – Confined Spaces - Air Monitoring & Ventilation Considerations & Best Practices (11/19)
UofW OSHA Ed Center – OSHA #7225: Transitioning to Safer Chemicals (11/19 – 20)
UofW OSHA Ed Center – OSHA #7505: Introduction to Incident (Accident) Investigation (11/23)
UofW OSHA Ed Center – OSHA #7845: Recordkeeping Rule Seminar (11/30)
UofW OSHA Ed Center – OSHA #511: OSHA Standards for General Industry (11/30 – 12/4)
AgriSafe – Ergonomic Safety for Farm Women (12/1)
BLR – Take Five: Optimize Your Group Lockout Program in 5 Easy Steps (12/3)
DEI – 2020 Diversity, Equity, & Inclusion Conference (Recorded sessions)
BLR – Voluntary Protection Program (12/7)
AgriSafe – Prevention & Understanding of Back Injuries (12/8)
BLR – Culture Change: Winning Hearts & Minds for Safety (12/8)
AgriSafe – Virtual Mental Health First Aid Training (12/9)
EHS – Diversity & EHS: A Look at the Latest Research (12/10)
BLR – Creating a Successful HazCom Plan (12/10)
UofW OSHA Ed Center – OSHA #521: OSHA Guide to Industrial Hygiene (12/7 - 10)
UofW DOEHS – Fire Marshal webinar series: Boot Camp Topic: Exiting (IFC ch 10) (12/10)
UofW DOEHS – Fire Marshal webinar series: Special Topic: Compressed Gases, Acetylene, & Chlorine (12/10)
AgriSafe – Mental Health and the “QPR” Program (12/9 - 11)
OH&S – Common OSHA Citations You Can Easily Avoid (recorded)
BLR – OSHA's 2020 in Review and 2021 Forecast (12/14)
UofW OSHA Ed Center – OSHA #7500: Introduction to Safety and Health Management (12/14)
BLR – Stepping Into the Unknown: What We Learned from 2020 & What that Might Mean for H&S 2021 (12/15)
Colorado School of Public Health – Occupational Injuries Among Firefighters (12/15)
Viral Immunology – Labs, Leaders, Critical Connections, the annual meeting of Rosalind Franklin Society (12/16 - 17)
EHS – Choosing the Right Lab Coat (12/17)
OH&S – Understanding Noise and the OSHA Hearing Conservation Standard (Recorded)

UofW DOEHS – Fire Marshal & Code Official's Webinar Series (2021)
PCC CLIMB – Professional Development & Leadership Training (Jan - Mar)
UofW DOEHS – Resilience in the Workplace (1/5 & 6)
BLR – Hazardous Chemical Inventory Reports (1/6)
BLR – Cold Weather Safety for Outdoor Workers (1/13)
BLR – Tier II Reporting: How to Confidently Complete Your Hazardous Chemical Inventory Reports & Avoid Common Mistakes (1/19)
NSC – Risk Management in a Pandemic: Key Learnings about Capacity, Resilience & OSH Leadership (1/19)
365Learning – 15 Workplace Changes Employers Should Prepare Under The New Administration In 2021 & Beyond (1/20)
EHS – Leaders Set the Bar: How Strong Leadership Can Help Take Your Organization Safely Into 2021 (1/21)
ASSP – Safety Education Courses (instructor led or self paced)
NeBC – Oregon Wildfire Recovery (1/25)
OTI #0166 – ANSI A92 MEWP (Mobile Elevated Work Platforms/Aerial Lifts) Standards Overview (1/26)
UofWI – CSHO Ammonia Refrigeration Training Series (1/26 - 2/9)
OTI #0167 – When a "Quit" Is Not a Quit: Work Refusals, Constructive Discharge, and the Ambiguous Action Doctrine (1/27)
UofW DOEHS - Root Cause Analysis System: The Basics (1/27) Virtual
NeBC – State of the State (1/28)
CPWR – Vaccination & Ventilation: A Conversation about Next Steps in COVID-19 Prevention (1/28)
EHS – COVID-19 Vaccine & Compliance: Unraveling Legal Complexities Surrounding Immunizations in Your Workplace (1/28)
NSC – Heat Stress and Cold Stress: Responses and Recommendations (1/28)
CSPH – Let's Talk About Technology Fatigue (1/29)
OSFM – Dry Ice Response Training (1/29)
Great Lakes OSHA Ed Center – Introduction to Ergonomics (February) Virtual
WA L&I – Agricultural Safety Day (2/2 or 2/9)
BLR – Ensuring Exit Routes & Doors Meet Safety Standards (2/3)
PCC CLIMB – Clarifying Intercultural Communications (2/3)
BLR – COVID-19 Vaccine: A Responsible Employer's Guide to Workplace Immunization (2/3)
PCC CLIMB – Emotional Awareness (2/3)
Great Lakes OSHA Ed Center – OSHA #7225: Transition to Safer Chemicals (2/5)
Great Lakes OSHA Ed Center – Introduction to Trenches & Excavations (2/8)
OTI #0168 – Excavations: Using Manufacturer's Tabulated Data (2/9)
NSC – 8 HazCom Mistakes You May be Making...and How to Fix Them (2/9)
ASHRAE – Virtual Winter Conference (2/9 - 11)
UofW DOEHS - Root Cause Analysis System: For Leaders (2/10 - 11) Virtual

PCC CLIMB – Art of Conflict Management (2/10, 17)
NSC – Insights & Technology to Prevent Heat Related Injuries While Maximizing Productivity... (2/11)
RMPCCorp – Latent Conditions Checklist (2/11)
COEH – Interdisciplinary & Ethical Response to the COVID-19 Pandemic (2/11 - 12)
PCC CLIMB – How to Lead Without Power (2/12)
AgriSafe – Dispelling Misinformation About the COVID-19 Vaccine (2/12)
BLR – Intro to Safety Culture: Strategies for Creating a Safe Workspace (2/16)
EHS – The Safety Technology Trends You Need to Know for 2021 (2/17)
OTI #0166 – ANSI A92 MEWP Standards Overview (2/17)
NSC – Achieving Your 2021 Safety Goals Using Mass Notification (2/18)
PCC CLIMB – Role of the Supervisor (2/18)
AgriSafe – Tools for Healthcare Professionals Working in Ag Communities (2/19)
Great Lakes OSHA Ed Center – Advanced Topics in Trenches & Excavations (2/22)
BLR – EHS Leadership Week (2/22 - 26)
AgriSafe – Anhydrous Ammonia Safety for Farmworkers (2/23)
NSC – Fall Protection: Stop Falling down on the Job (2/23)
PCC CLIMB – Becoming an Inclusive Leader (2/24)
CSPH CHWE – COVID-Response Workforce & Moral Integrity (2/24)
EHS – Who Should Take the Lead for Driver Safety? (2/24)
United Academy – ANSI92 MEWP Standards: Understanding User Responsibilities (2/25)
PCC CLIMB – Leadership Skills (2/25)
AgriSafe – Talking to Farmers About Their Pain (2/25)
Becker's Healthcare – A Roadmap to Eliminating Surgical Smoke (2/25)
CPWR – Protecting Construction Workers: Guidance on Mitigating and Preventing the Spread of COVID-19 (2/25)
NSC – OSHA Unveils its 'Top 10' for FY 2020 (2/26)
NSC – Safety Congress & Expo (3/1 - 5) Virtual
NSC – Building & Implementing an FR/AR Program for the Arc Flash Hazard (3/2)
UofW DEOHS – Health & Safety Programs for Temporary Workers (3/10)
AgriSafe – Mental Health First Aid (3/10 or 3/24)
OH&S – Fatal Dust Explosion: Could it Have Been Prevented by a Dust Hazards Analysis? (3/11)
ASHRAE – Evaluating Your HAVAC System's Readiness to Mitigate the Spread of SARS-COV-2 (3/11)
Great Lakes OSHA Ed Center – Associate Safety & Certified Safety Professional Comprehensive Review (3/15 – 19)

BLR – Workplace Drug Testing During COVID-19: What Employers Should Know (3/16)

BLR – COVID-19 Vaccines Available: Now What? (3/17)

AgriSafe – Dispelling Misinformation about the COVID19 Vaccine (Recording)

NSC – Safety & Sustainability Audits: Lessons Learned from Professional Auditors Around the World (3/18)

OH&S – Fatal & Nonfatal Injury Trends in the Construction Industry (3/18)

EHS – Dropping In: Keeping Grounded When You're Up in the Air (3/18)

CPWR – An Update on COVID-19 Vaccinations and Q&A with CDC's Essential Workers Team (3/18)

Construction Safety Summit – Fall Protection Updates (3/23)

Colorado School of Public Health – Moral Integrity & COVID-Response Workforce (3/24)

NSC – Improve Workplace Safety with this Hospital Infection Prevention Practice (3/24)

EHS Now – Virtual Summit (3/24 & 25)

AgriSafe – Anhydrous Ammonia Safety for Farmworkers (3/30)

OTI – #0168 Excavations: Using Manufacturer's Tabulated Data (on demand)

OTI – #0167 When a "Quit" Is Not a Quit: Work Refusals, Constructive Discharge, & Ambiguous Action (on demand)

AgriSafe – Best PPE to Protect Your Lungs (3/31)

OH&S – COVID-19 Clarity: The Latest on OSHA and CDC Compliance (4/1)

Training.Com - OSHA Requirements for Supervisors, Project Leaders & HR - What do they need to be responsible for (4/5)

EHS – How to Keep Employees Safe in 2021: COVID, Vaccines, Testing, Return to Work Drug & Alcohol Testing (4/7)

AgriSafe – Practical Solutions for Heat-Related Illness Prevention for Agriculture (4/7)

EHS – Navigating COVID-19 Testing & Vaccination in Your Workforce (4/7)

CDC – Public Health Skills: COVID-19 After Vaccination (recorded)

CDC – Public Health Skills: Reduced Stress During Disasters (recorded)

CDC – Public Health Skills: Build Cross-Sector Partnerships (recorded)

CDC – Public Health Skills: Respond to Human Trafficking (recorded)

EAP – Mental Health First Response (4/12)

AgriSafe – Aging & Parkinson's Disease in Agriculture (4/13)

NSC – Coronavirus Practical Guide for Those Who Power Our World: FR/AR Clothing & FR Cloth Face Coverings (4/14)

EHS – Facilities Management Virtual Conference (4/14 – 15)

EHS – Cracking the Code to Hearing Conservation OSHA Compliance (4/15)

OTI – Air Sampling Pumps Maintenance & Use Best Practices (video)

Training.com – Managing Toxic & Other Employees Who Have Attitude Issues (4/19)

NSC – Celebrating Safety! Positive Reinforcement with Validity & Reliability (4/20)

CPWR – National Stand-Down Fall Protection Q&A (4/20)

BLR – How Creating Habits Can Improve Workplace Safety and Increase Your Bottom Line (4/21)

OSAP – Dental Infection Prevention and Control Certificate Program

DALE – COVID-19 Respiratory Droplet and Aerosol Protection

CPWR – National Stand-Down to Prevent Struck-By Incidents: Cranes & Lifting (4/26)

Fed OSHA – National Work Zone Awareness Week (4/26 - 30)

BLR – 2021 Safety Culture Virtual Master Class (4/27)

EHS – Breaking the Chain of Infection: Managing your Respiratory Protection Program During COVID-19 (4/27)

UofW DOEHS – Worker Memorial Day at the University of Washington (4/27)

CPWR – National Stand-Down Fall Fall Harness Fit: The Basics (4/28)

AgriSafe – Mediation & How it Can Help The Agricultural Community (4/28)

OTI – Fall Harness Fit: The Basics (4/28)

HRTrainOnline – Management Skills for New Managers (4/28)

NSC – Managing Health & Safety Risk in a Post-COVID World (4/28)

CPWR – Supporting Construction Workers: Suicide Prevention, Mental Health, & Substance Use (4/29)

AgriSafe – Safety Sensitivity of Opioid Use in Agriculture (4/30)

CDC – COVID-19 Vaccine Updates: J&J Vaccine; Vaccination Clinics; COVID-19 & Animals; Vaccinating People with Disabilities; Infection Control (Recordings)

OH&S – Respiratory Protection vs. Source Control: What's New in Respiratory Protection? (Recorded)

CPWR – National Stand-Down Fall Prevention in Construction Q&A (5/3)

OSHA\NIOSH\CPWR - 2021 Fall Stand Down National Kick-off (5/3 - 7)

Southern OR ASSP – Electrical Safety (5/4)

Fed OSHA/CPWR – Spanish-Language National Fall Stand-Down Webinar (5/4) & Additional Resources

AgriSafe – What to Expect While Expecting: For Female Producers & Farmworkers in Ag (5/6)

OH&S – Permit Required Confined Space Entry: Reclassification (Recorded)

EHS – Panel Discussion: The Ripple Effect of Safety (5/10)

OTI – Virtual COVID Summit Hosted by OSHA Region 2 (5/10 - 13)

EHS – Safety Stand Down Week (5/10 - 14)

BLR – Substance Abuse Management: Compliance & Safety Best Practices (5/11 - 12)

OTI – #0170 Conducting Virtual Consultation Visits (5/12)

AgriSafe – Zoonotic Disease and Pregnancy: A Deeper Dive (5/19)

CSPH (CHWE) – The State of Workplace Mental Health (5/19)

Honeywell – Fall Protection Self-Retracting Devices (5/19)
 AgriSafe – Assessment of Opioid Misuses Risk Amount Farmers in the Clinical Setting (5/21)
 OH&S – Lessons Learned from COVID-19 - Pandemic Planning for the Next “Big One” (Recorded)
 OH&S – Real-Time Instruments for Real-Life: Turning Numbers Into Knowledge (Recorded)
 OTI – #9450 Advanced Legal Aspects for OSHA Managers (5/24 - 28)
 BLR – Workplace Violence: Prevention & Preparedness Primer (5/25)
 EHS – Deploying Hazard Communications & GHS Requirements (5/25)
 EHS – Legal Implications for Failing to Perform Proper Electrical Maintenance (5/26)
 BLR – Heat Stress Prevention: How Hot is Too Hot? (5/26)
 AgriSafe – Train the Trainer: Cultivating a Healthy Mind (5/26)
 ITI – Fundamentals of Rigging Engineering Four-Part Webinar Series (5/26)
 NSC – Look Into My Crystal Ball: Using Predictive Analytics to Stop Injuries Before They Happen (5/26)
 DAS – Emerging Manager Virtual Training (May & June)
 OTI – ANSI A92 Mobile Elevated Work Platforms (MEWP) Standards Overview (Recorded)
 Greatlakes OSHA – Trenching & Excavation Safety Stand-Down Training (June)
 OTI – #0171 Federal Railroad Safety Act (FRSA) & National Transit Systems Security Act (NTSSA) (6/2)
 UofW DEOHS – Prevention of Heat-related Illness (6/2)
 NSC – Managing Safety Exposures Associated With Industrial Energized Assets to Prevent Serious Injuries & Fatalities (6/2)
 UofW PNW OSHA Education Center – #510 Occupational Safety & Health Standards for the Construction Industry (6/7 - 11)
 COEH – Chemical Exposures & Reproductive Health of Nail Technicians (6/8)
 Honeywell – OSHA's Silica Standard (6/8)
 AgriSafe – Using Naloxone to Reverse Opioid Overdoses in the Agricultural Workplace: Information for Employers & Workers (6/11)
 Health Links – Becoming an Antiracist Workplace (6/16)
 EHS – EHS Professional's Virtual Summit (6/16 - 17)
 AgriSafe – Wildfire Health Threats for Farmers & Ranchers (6/17)
 EHS – A Guide to Maintaining a Drug-Free Workplace in the Era of Legalized Marijuana (6/17)
 EHS – Improving Culture, Safety & Performance with a 24/7 Approach (6/17)
 EHS – What Does Health & Safety Have to Do With HR? (6/21)
 UofW PNW OSHA Education Center – #2015 Hazardous Materials (6/21 - 25)
 BLR – Preventing Spills: Best Management Practices & Stormwater Control (6/23)

BLR – Workplace Bullying: The Problem, Solutions, & Best Practices (6/29)
 EHS – Making National Safety Month Last All Year (6/30)
 AgriSafe – Respiratory Protection Program Overview in COVID-19 & Beyond (6/30)
 AgriSafe – Agricultural Head to Toe Personal Protective Equipment (7/8)
 BLR – Workplace Violence: Active Shooter Preparation & Response Master Class (7/7-8)
 UofW PNW OSHA Education Center C #3115 Fall Protection (7/12-15)
 AgriSafe – New Technologies: Working Safely in a COVID-19 World in Agriculture & Food/Beverage Industry (7/15)
 OTI – #0174 Compliance Directive: ETS for Healthcare Enforcement (online)
 AgriSafe – Ag Community QPR Training (Mental Health Crises Response) (7/19)
 BLR – Universal Wastes Management: Are You Taking Advantage of This Hazardous Waste Exemption? (7/21)
 AgriSafe – The Risks of Misdiagnosing Lyme Disease (7/22)
 OTI – #0172 Excavations: Using Hydraulic Shoring Systems Manufacturer's Tabulated Data (online now with live Q&A 7/26)
 BLR – Young Worker Training: Developing an OSHA Compliant Program (7/27)
 BLR – Portable Gas Detection (7/28)
 AgriSafe – Prevention of Covid-19 Among the Agricultural Industry: Contact Tracing (7/28)
 EHS – Simplifying Industrial Hygiene for Safety Pros and the Workforce (7/29)
 AgriSafe – Tools & Training to Aid in Selection of PPE in Agriculture (7/29)
 CPWR – Fall Protection in Roofing (7/29)
 NSC – The Power of Video and AI – Creating Insights to Optimize Health & Safety (8/4)
 Columbia Southern University – Safety Degrees Online
 SKC – Passive Sampling, Concepts, Technology, & Applications (recorded)
 EHS – National Safety Week 2021 (8/9-13)
 OH&S – Indoor Air Quality: Understanding Ventilation Guidelines Now and Post-Pandemic (Recorded)
 EHS – Hazard Communication: What You Need to Know (8/10)
 UofW PNW OSHA Ed Center – #750 Introduction to Safety & Health Management (8/10 or 8/12)
 EHS – Reducing Sub-Contractor Hand Injuries: How primary contractors can improve sub-contractor hand safety (8/11)
 NSC – Best Practices for Conducting EHS Inspections (8/12)
 EHS – Worker Safety Hot Spots: COVID-19 Restrictions/Issues, Heat Illness Prevention, Return to Work/Training Concerns (8/12)
 EHS – Post-Pandemic PPE Lessons to Apply Moving Forward (8/17)

AgriSafe – Responding to Mental Health Crises Using QPR (8/17)
UofM/Health Links – Workplace Mental Health Conference (8/18)
AgriSafe – Protecting Your Ag Employees from Infectious Disease Including New COVID-19 Delta Variant (8/18)
BLR – Walking-Working Surfaces (8/19)
NSC – Weld Fume Management Best Practices: Understanding Key Steps & Recommendations to Keep Your Weld Environment Clean & Compliant (8/19)
Safeopedia – Understanding the Basics of Heat Stress (Recorded)
BLR – Addressing Workplace Violence & Handling the Aftermath (8/24)
UofW DEOHS – Root Cause Analysis System Basics (8/25)
BLR – Injury & Illness Recordkeeping: Develop an Effective Program (8/25)
AgriSafe – Rooted in Facts: COVID-19 Vaccines (8/25)
BLR – Safety Meetings Toolkit for Safety Pros (8/26)
NSC – COVID Plans 2.0: What to Use and What to Lose (8/26)
CCOHS – Canada Labor Code Part II: Workplace Harassment and Violence Prevention
Construction Suicide Prevention Partnership – QPR (Question, Persuade, & Refer) Trainings (September)
NSC – How to Align Industrial Hygiene, Risk Management & Occupational Health (9/1)
NSC – What the Updated Z359.14 Standard Means for Self-Retracting Lifelines (9/9)
Willamette University – Certificate in Public Management (CPM) Business Writing (9/9 & 16 & 23)
OH&S – Industrial Hygiene’s Role in Perfecting Your Respiratory Protection Program (Recorded)
COSPH CHW&E – Moral Distress in the Public Health Workforce (9/13)
UofW DEOHS – Root Cause Analysis System for Leaders (9/15-16)
EHS – Explosion Prevention & Protection Options for Dust Collection Systems (9/16)
NCS – Audits & Inspections Best Practices: How Knowing the Basics Can Boost Your Safety Program (9/16)
AgriSafe – National Farm Safety & Health Week 2021 (9/19-25)
AgriSafe – Tractor Safety & Rural Roadway Safety (9/20)
BLR – Leading Safety Indicators: Going Beyond Incident Rates (9/21)
AgriSafe – A Look at Stress & Mental Health During COVID-19 & the Impacts on Farmers... (9/21)
AgriSafe – Food in the Field (9/21)
AgriSafe – Developing & Implementing a Pilot Ag Community Suicide Prevention Program (9/22)
AgriSafe – Pediatric Farm-Related Injuries: Safeguarding Children Who Live on Farms (9/22)

AgriSafe – Best Personal Protective Equipment (PPE) to Protect Your Lungs (9/22)
NSC – Improving Culture, Safety, & Performance with a 24/7 Approach (on-demand)
EHS – Virtual Summit (9/22-23)
AgriSafe – Anhydrous Ammonia Safety for Farmworkers (9/23)
SAIF – Safe Patient Handling & Mobility (9/23)
ODOT – Traffic Incident Management Conference (9/23)
Honeywell – Protecting Employees from Wildfire Smoke (9/23)
AgriSafe – Stepping Boldly into Tough Conversations (9/24)
AgriSafe – Zoonotic Disease & Pregnancy: A Deeper Dive (9/24)
OTI #0176 – Safe Patient/Resident Handling Inspections Best Practices (9/27)
BLR – OSHA Compliance & Recordkeeping Virtual Master Class (9/27 & 28)
UofW DEOHS – Occupational Deaths of Despair (9/28)
NSC – Written Safety Plans: Laying a Foundation for Compliance and More (9/28)
EHS – Increasing Regulatory Pressure & Fines & What it Means for Safety Leaders (9/28)
WA 70th Annual Governor's Industrial Safety & Health (Virtual) Conference (9/29 - 10/20)
OHS – A Shot in the Arm: How to Boost Your Workplace Vaccination Rates (9/29)
AgriSafe – Ag Community QPR for Farmers & Farm Families (9/29)
BLR – Job Hazard Analysis (9/29)
CPWR – Small Study Program (9/29)
Safeopedia – Evaluating HazMat Response Options (Recording)
EHS – Avoiding Drug Testing Pitfalls in the New Cannabis Era (9/30)
BLR – Workplace Violence Beyond Active Shooter: Time to Update Your Preparedness Training (9/30)