


# RESOURCE

December (1999), January, February (2000)



## Georgia-Pacific recognized for safety by Oregon OSHA

Employees from Georgia-Pacific West, Inc. Pulp and Paper Mill (G-P Toledo) raised the Voluntary Protection Program (VPP) "Merit Site" flag over their worksite in Toledo on August 24. The Toledo mill is one of only five companies in Oregon that has earned VPP status.

G-P Toledo, which employs 523 people, earned its VPP Merit status through extensive employee participation in developing and improving the company's safety and health program.



*Peter De Luca, administrator for Oregon OSHA, delivers VPP award to Georgia-Pacific Toledo employees.*

G-P Toledo, located on approximately 260 acres adjacent to the Yaquina River, produces 2,500 tons of liner and corrugated medium paper a day. Potential hazards at the site include chemical, thermal, and energy hazards in the caustic plant, paper mill, and pulp mill, as well as mechanical hazards from machines used in the process.

The mill has been working toward VPP for three years. The mill's VPP committee, which is primarily employee driven, has exerted positive and influential control over all safety and health issues during that time. Two excellent examples of employee participation are the lockout/tagout and confined-space programs. The lockout/tagout committee is empowered to establish uniform procedures that will protect personnel from injury due to the numerous energy sources found at the mill. The confined-space program operates similarly, with an employee-driven committee and employee administration of the program.

See "Georgia-Pacific," page 12

## Don't encourage ... insist!

Safety and health in the workplace is too important to "encourage." Management must set a good example and insist that supervisors and employees follow the rules. Workplace safety and health is the responsibility of every employer.

To improve safety and health in the workplace, occupational injury and illness prevention must become an integral part of the way employers conduct business. Every employer should develop and implement a comprehensive safety and health program. A successful program must have commitment from top-level management, clearly defined labor and management accountability, employee and supervisor training, employee involvement in safety and health concerns, hazard identification and methods of control, accident and incident investigation procedures, and a periodic review of the program, making any necessary adjustments to ensure the program's success. OR-OSHA is dedicated to assisting employers and employees in meeting these goals.

See "Plan," page 12

## What's inside ...

<i>New, temporary, and changing Oregon OSHA rules</i> .....	2
<i>Administrator's message</i> .....	3
<i>Worksite redesign grants benefit Oregon industries</i> ..	4
<i>Profiles</i> .....	5
<i>Is your workplace prepared for fire hazards?</i> .....	6
<i>Safety Notes</i> .....	7-10
<i>The clock is ticking!</i> .....	11
<i>Getting the message across</i> .....	13
<i>Ask OR-OSHA</i> .....	14
<i>The eyes have. . . (had) it!</i> .....	15



# New, temporary, and changing Oregon OSHA rules

## **General Industry Standards Applicable to Construction**

Proposed changes to Division 3, Construction standard, will simplify access to all standards applicable to the construction industry. There should be no impact to the industry because the standards being adopted have previously been enforced out of Division 2.

On June 30, 1993, Federal OSHA, at the request of construction employers and employees, incorporated a large number of the 1910 General Industry standards into the 1926 Construction standard in order to consolidate all standards applicable to the construction industry. Oregon OSHA is completing its consolidation process by adopting selected federal amendments into Division 3.

At printing time, adoption was planned for the end of November 1999. Your Oregon OSHA contact person is Mike Mitchell, (503) 378-3272.

## **Scheduling Rules (TEMPORARY) - Division 1, General Administrative Rules**

House Bill 2830 was passed into law by the 1999 Legislature. In the best interest of Oregonians affected by occupational safety and health rules, Oregon OSHA adopted temporary rules in OAR 437, Division 1, General Administrative Rules, to reflect the intent of House Bill 2830.

The definition of "Scheduling List" was added to OAR 437-001-0015 as well as new wording in 437-001-0055 concerning inspection prioritization. Scheduling inspections rules in 437-001-0057 were amended to better define the criteria for establishing safety and health inspection lists and the manner in which employers will be notified of an increased likelihood of inspection.

Oregon OSHA has also established a committee consisting of representatives from labor, industry, and Oregon OSHA. The committee meets every other week to develop new scheduling rules to be proposed for adoption by mid-March 2000. The temporary rules are effective Oct. 20, 1999, through April 14, 2000, or until permanent rules are adopted.

Your Oregon OSHA contact person is Gary Beck, (503) 378-3272.

## **Medical/First Aid - Division 2/K**

On Oct. 15, 1999, Oregon OSHA proposed to change OAR 437-002-0161, Division 2/K, Medical Services and First Aid.

The proposed changes convert the rules to plain language and update the requirements for first-aid training. The proposal eliminates the definition "in proximity" as vague and redefines "qualified first-aid person" to eliminate the reference to the American Red Cross and add a two-year time limit.

The proposal adds additional requirements in the eyewash and shower paragraphs to provide information that was previously available only in internal directives. Also, a note was added allowing acceptance of physician-approved alternate eyewash methods.

A public hearing was held on November 30, 1999. At printing time the tentative adoption date was mid-December 1999.

Your Oregon OSHA contacts are Ron Preece and Dave McLaughlin, (503) 378-3272.

## **Fire Fighters/Respiratory Protection - Division 2/L**

On Nov. 15, 1999, Oregon OSHA proposed to adopt revisions and additions to the Oregon-initiated Division 2/L, Oregon Rules for Fire Fighters (OAR 437-002-0182).

The revisions update and eliminate conflicts between the existing Oregon Rules for Fire Fighters, OAR 437-002-0182, and the recently adopted Respiratory Protection standard (1910.134), in Division 2/I, Personal Protective Equipment. The proposed revisions and additions change the requirement for medical evaluations, respirator fit testing and training. Compliance with the proposed revisions and additions will provide a higher standard of protection against injury and illness for Oregon fire fighters.

The last day for comment is December 27, 1999. At printing time the tentative adoption date is the end of December 1999.

Your Oregon OSHA contact person is Mike Mitchell, (503) 378-3272.

## **Farm Labor Housing - Division 4/J, Agriculture/Work Environment**

An advisory group representing farmers, labor, Building Codes Division, Office of the State Fire Marshal, members of the legislature, and other interested parties met for the first time August 24, 1999, to review and rewrite temporary labor housing rules. The committee is charged with evaluating the requirement for emergency-escape windows. A proposal on the windows issue is anticipated by mid-December 1999.

Your Oregon OSHA contact person is Ron Preece, (503) 378-3272.

## **Forest Activities - Division 6**

An advisory committee representing forestry employers, state and federal forestry departments, workers, and equipment manufacturers has been meeting monthly to update the Forest Activities standard and rewrite it in plain language. A major goal is to have consistent standards for all of the West Coast.

A proposal is anticipated by mid-2000. The forest activities "Q & A" is now out of print and will not be revised until the update is completed. ■

**For a copy of proposed or final rules, call the Oregon OSHA Resource Center, (503) 947-7447, or log on to our Web site at: <http://www.cbs.state.or.us/osh>**

# Administrator's Message



Peter De Luca

This is the last administrator's message of this year, the last of my fourth year at Oregon OSHA, and the last before the year 2000. It has been quite a year. It has been a year of growth.

The year began with the legislature in session. It saw our budget pass. It saw revisions to Division 1 rules. It saw growth in the activity of our stakeholder groups. It saw a new statute. And it saw major victories for safety and health in the courts.

We reached new highs and lows in 1999. We continue to have the highest levels of compliance officers and consultants per capita of any occupational safety and health program in the country. We completed the highest number of inspections in recent history. At the same time, our accident and injury rates are at all-time lows. We truly have a program second to none in the nation.

The SHARP (Safety and Health Achievement and Recognition Program) program continues to achieve successes beyond all expectations. When the program began three years ago, we anticipated about 20 participants in five years. We now have 44 member businesses. The VPP (Voluntary Protection Program) has certified

five sites in Oregon the best of the best. The External Training Section also pushed the envelope in training a record number of Oregon workers on a variety of safety and health-related topics. We are truly making big strides in the right direction.

Just when the year seemed to be winding down, Federal OSHA announced its long-awaited proposal for an ergonomics standard. This proposal, according to Federal OSHA, will prevent 300,000 injuries and will save \$9 billion per year. Calling the proposal a "one-size-doesn't-fit-all approach," Labor Secretary Alexis M. Herman said, "The good news is that real solutions are available." West Coast public hearings will begin March 21, 2000, in Portland. Announcement of the proposed standard just days before the Thanksgiving holiday marks the close of a truly significant year for occupational safety and health, both nationally and in Oregon.

Each of us alive today has at some time contemplated how things will be in the year 2000. We are on the verge of finding out.

If the Y2K bug has been adequately neutralized, we'll probably find 2000 little different from 1999. Yet, as we reach this invisible milestone, let us look to the successes of the past and rededicate ourselves to that ever-elusive goal: no accidents, no injuries, no fatalities, no illnesses, and every worker going home the same way he or she went to work.

Happy new year to all! ■

## RESOURCE



The *Oregon Health and Safety Resource* is published quarterly by the Oregon Occupational Safety and Health Division, Department of Consumer & Business Services.

Information requests should be directed to:

Jani Johnston, editor, at (503) 378-3272 (V/TTY)  
or (800) 922-2689

### Department of Consumer & Business Services

Michael Greenfield, Director

### Oregon OSHA

Peter De Luca, Administrator

### Editor

Jani Johnston

### Design and illustrations

Pam Piesker and Carla Lovato

### Technical editing

Dian Cox

*Reprinting, excerpting  
or plagiarizing any  
part of this publication  
is fine with us. Please  
send us a copy of  
your publication.*

# Worksite redesign grants benefit Oregon industries

by Alice Dryden, Oregon OSHA Grants Coordinator

Back injuries in ESCO Corporation's packaging department kept someone on light-duty work almost all the time.

Then Oregon OSHA got involved!

Oregon OSHA provided a \$99,000 grant to help fix ESCO's problem. Today, a significantly improved material handling process has increased ESCO's productivity, and there hasn't been an injury in packaging for over a year.

Employees of Professional Mechanical, a Millersburg pipe fabricator, had rotator cuff and other injuries related to their static welding postures. OR-OSHA provided Professional Mechanical a \$108,000 grant to research and develop an electrode positioner for employees to use when welding pipe. Since developing the electrode positioner, Professional Mechanical has had no injuries related to that process.

Boyd Coffee, based in Portland, had a problem, too. Employees used to expend a great deal of time and energy hand-packing coffee bags into cases. This led to a high incidence of repetitive-motion injuries. Again, Oregon OSHA came to their assistance.

Using a \$137,000 grant, Boyd designed, built, and installed an automatic case-packing prototype able to handle many sizes of bags and boxes. Workers who previously packed boxes are being trained to keep the case packer fine-tuned, and Boyd believes a productivity increase is on the horizon.

The Worksite Redesign Grant Program was created by the Oregon Legislature in 1995 and has been administered by Oregon OSHA since 1997. Grantees can use money from the Worksite Redesign Program to develop and implement solutions to workplace safety, health, and ergonomic problems that lead to on-the-job injuries and illnesses. There are absolutely no enforcement activities associated with this program.

ESCO, Professional Mechanical, and Boyd are just three of the many Oregon companies that have taken advantage of Oregon OSHA's Worksite Redesign Grant Program. Your company could also benefit. If you have a workplace safety, health, or ergonomic problem requiring an innovative solution, or want more information, contact the Worksite Redesign team at Oregon OSHA: Sharon Dey, Russell Frankel, or Mike Lulay, (800) 922-2689 or (503) 378-3272. Additional grant information and application materials are available on the OR-OSHA Web site at <http://www.cbs.state.or.us/external/osha/grants/grant.htm>. ■

## GRANTS

To develop solutions to industry ergonomic, safety and health problems, improve morale, and increase productivity.

**Up to \$150,000 available**

Funded by the State of Oregon, OR-OSHA,  
Worksite Redesign Program

**Call 503-378-3272**



## Nancy Cody, Field Safety Manager

**Oregon OSHA Enforcement**

by Cheryl Mushaney, Oregon OSHA Administrative Assistant

Nancy Cody, who has been with the division since 1990, is a manager in the Salem Field Office. Nancy supervises ten safety compliance officers responsible for conducting inspections in Washington, Tillamook, Yamhill, Marion, Polk, and Lincoln counties.

Oregon OSHA's comprehensive enforcement program ensures that Oregon's occupational safety and health rules are carried out in the workplace. Enforcement conducts unannounced safety and health inspections of worksites as part of Oregon OSHA's scheduled inspection program. Enforcement may also conduct inspections upon referrals from other agencies and when it receives complaints.

Nancy's assessment of her job: "Enforcement is where the rubber hits the road. It drives the division and has a direct impact on how each section deals with employers."

She believes that every person who works for Oregon OSHA, from support staff to the administrator, is committed to protecting Oregon's employees. This common thread provides personal and professional support for Oregon OSHA's staff.

Nancy became an Oregonian at the age of two and spent her formative years in Roseburg. She joined the Marines to see the world. She was stationed at Paris Island, South Carolina for three years. She worked in the training section doing research and writing bulletins on safety and life-saving skills — this was her introduction to workplace safety and health. After serving in the Marines, she drove a UPS truck and then reentered the safety world by accepting a position as a claims processor for Viking Insurance Company. On her journey to

Oregon OSHA, she also worked for the Salem/Keizer School District and the Insurance Division of the Department of Consumer and Business Services. In 1990, she was hired as an office coordinator in Oregon OSHA's Salem Field Office.

With support from her fellow workers and her managers, Nancy set her sights on becoming a compliance officer. She studied the standards, did ride-alongs (accompanied compliance officers on inspections), attended classes and asked questions of everyone. After several attempts, she was hired as a compliance officer in the Portland Field Office, eventually winding her way back to the Salem Field Office as a manager.

Two sons at home keep Nancy and her husband Pat busy with school activities — especially football and other seasonal sports. They live in Salem with a dog and two cats. Nancy loves outdoor activities, including camping, hiking, and gardening. When Nancy is not involved with family or outdoor activities, she is pursuing a college business management degree. ■



*Nancy Cody*

# Is your workplace prepared for fire hazards?

by Klaus Rhode, Oregon OSHA Safety Compliance Officer

In 1991, a fire swept through a poultry processing plant in Hamlet, North Carolina. The sprinkler system was out of service. Workers attempted to escape through the exit doors, but the doors were locked. After the fire was extinguished, officials found that 25 employees had died and 55 had been injured.

This is just one example among thousands that remind us that a poor fire-safety program can result in tragedy.

Locking emergency exits is a dangerous and illegal practice that contributes to loss of life and property. A

comprehensive fire safety program is more than an unobstructed evacuation route.

## **Training is essential**

Training employees to prevent fires is an essential first step. In fact, OR-OSHA requires that workers be informed about fire hazards found in their workplace (OAR 437-002-1910.38(b)(4)). Take a walk through your worksite and make a list of fire hazards to talk about during your next safety training session. Look for these fire hazards in your workplace:

## **Electrical fire hazards**

Defective wiring is a major cause of industrial fires. Your employees should watch for worn extension cords, exposed wiring, and broken power tools or equipment. Avoid overloading circuits. Encourage your workers to report all defective wiring or equipment, and have all electrical equipment repaired by qualified individuals.

## **Flammable liquids**

Solvents, paint, paint thinners, gasoline, alcohol, acetone, and many other flammable liquids ignite with the slightest spark or even static electricity. Care should be taken to store these substances in approved safety containers in well-ventilated areas designated for their storage. Spills must be cleaned up immediately and disposed of properly. Spray painting should be confined to fireproof booths or rooms.

## **Hot work**

Welding and cutting operations generate heat, sparks, and hot slag. Make sure employees wear fire-resistant clothing. Follow the precautions listed on hot-work permits, including using fire-resistant covers, spark shields, and fire watches. If possible, move flammable and combustible materials away from the hot-work area. Be extra cautious when doing hot work in confined spaces or on containers that had flammable or combustible liquids stored in them. Keep firefighting equipment nearby.

## **Smoking**

Many companies have already banned all smoking from their buildings. If smoking is allowed in certain areas, make sure that all smoking rules are posted and enforced. Provide adequate receptacles for the disposal of smoking materials in smoking areas.

## **Poor housekeeping**

Oily rags, paper, sawdust, cartons, and trash lying around are a recipe for disaster. Oily rags should be placed into safety cans. Keep work areas clean and uncluttered, particularly around hot machinery, stoves,

See "Fire," page 11

*Note: Requirements in 1910.38 are not mandatory for everybody. These rules only apply when required by another OR-OSHA standard like 1910.272, Grain Handling Facilities.*

## **OSHA Required Training 1910.38 - Emergency Action & Fire Prevention Plans**

### **(a)(5) Emergency Plan Training**

- (i) Before implementing the emergency action plan, the employer shall designate and train a sufficient number of persons to assist in the safe and orderly emergency evacuation of employees.
- (ii) The employer shall review the plan with each employee covered by the plan at the following times:
  - (A) Initially, when the plan is developed,
  - (B) Whenever the employee's responsibilities or designated actions under the plan change, and
  - (C) Whenever the plan is changed.
- (iii) The employer shall review with each employee upon initial assignment those parts of the plan which the employee must know to protect the employee in the event of an emergency. The written plan shall be kept at the workplace and made available for employee review. For those employers with 10 or fewer employees, the plan may be communicated orally to employees and the employer need not maintain a written plan.

### **(b)(4) Fire Prevention Plan Training.**

- (i) The employer shall apprise employees of the fire hazards of the materials and processes to which they are exposed.
- (ii) The text of (ii) is the same as (iii) above but applies to fire prevention plans.

# SAFETY NOTES

Department of Consumer & Business Services  
Oregon Occupational Safety & Health Division  
Salem, OR 97301-3882

## Fatality Report

Accident type ..... Struck by broken wire rope  
Industry ..... Logging/yarding  
Employee job title ..... Chaser

### **Description of accident**

An experienced chaser, who was working at a logging-operation landing, was fueling and oiling his chain saw behind the yarder, waiting for the next turn of logs to be delivered to the landing by skyline.

The chaser had selected what he assumed to be a safe place for refueling, directly behind the yarder, which was hauling logs by skyline from the opposite direction. However, when the turn of three logs was about halfway to the landing, the 3/4-inch wire rope of the skyline snapped, lashed back over the cab of the yarder, struck the chaser in the head, and killed him instantly.



### **Investigation findings**

A certified wire rope and rigging inspector found failure of various degrees in several areas of the 104-foot section of rope tested, ranging from a low of 12 in one lay to a high of 41. An independent testing firm found that in pull tests of four pieces of the wire, the wire ranged from 216 lbs. below nominal breaking strength (70,600 lbs.) to 14,136 lbs. below nominal breaking strength. A forensic metallurgist concluded after analysis that the wire rope failure occurred as a result of excessive overload, heavy load dragging, and drum crushing.

The employer was cited for violation of OAR 437-006-0205, which requires the employer to take wire rope out of service if 12.5 percent of wires are broken within a distance of one lay.

### **To prevent similar accidents**

Ensure that wire rope is checked and removed from service if necessary. In this case, the wire rope was purchased new and had been used about four months.

### **Applicable OSHA standards**

OAR 437-006-0205

# SAFETY NOTES

Department of Consumer & Business Services  
Oregon Occupational Safety & Health Division  
Salem, OR 97301-3882

## Fatality Report

Accident type ..... Crushed by equipment  
Industry ..... Street maintenance equipment repair  
Employee job title ..... Mayor/volunteer maintenance

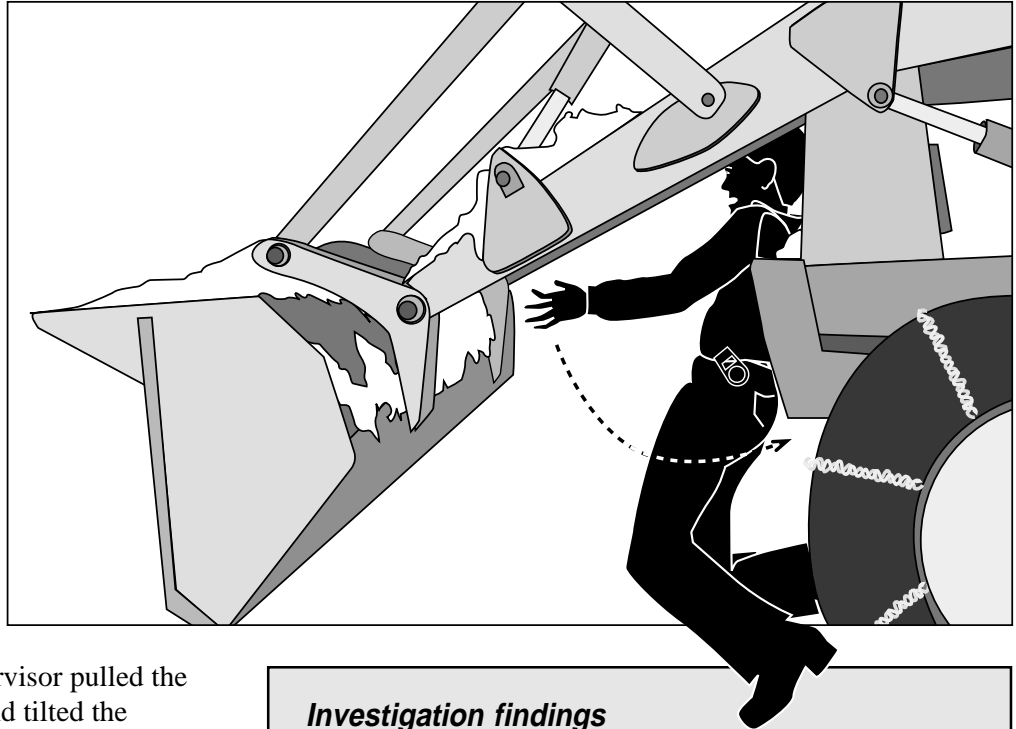
### Description of accident

A two-year mayor with with 40 years of equipment operation and maintenance experience was clearing overnight snowfall from the streets of a small town in the early afternoon, working with a maintenance employee and using a backhoe. The backhoe had developed a hydraulic leak in the hose that operated the bucket, and the mayor, acting as maintenance supervisor, returned with it to the city shop, having contacted a local mechanic to say he would check the part to see if it could be repaired.

The mayor/maintenance supervisor pulled the backhoe into the shop, raised and tilted the bucket to a position he apparently believed to be safe, then pulled a pickup up close to have access to the tools on the passenger side. Apparently unable to work alongside the backhoe, he went under the lift arms and disconnected the hydraulic hose.

With the hydraulic pressure released, the bucket shifted and the arms collapsed, pinning him between the lift-arm support bracket and the frame of the backhoe. The mechanic became concerned when the mayor/ maintenance supervisor didn't arrive, and he went to the shop.

Finding the mayor pinned by the backhoe, the mechanic made an unsuccessful attempt to free him and then called the local fire department to extricate the victim, who was dead.



### Investigation findings

The mayor, who regularly volunteered on the maintenance crew, had extensive experience with the type of equipment he was working on and had been credited with improving his town's safety program. For unknown reasons, on the day of his death, he violated OAR 437-002-0223(19)(e)(A) and did not block the bucket and arms of the backhoe to prevent their movement. He was working alone in the shop at the time of his death.

### To prevent similar accidents

Always lower or block blades, buckets, and similar equipment to ensure they can be safely worked on. Never let weariness, time pressures, the weather, or other factors interfere with safe procedures. Avoid working alone when repairing heavy equipment.

### Applicable standards

OAR 437-002-0223(19)(e)(A)

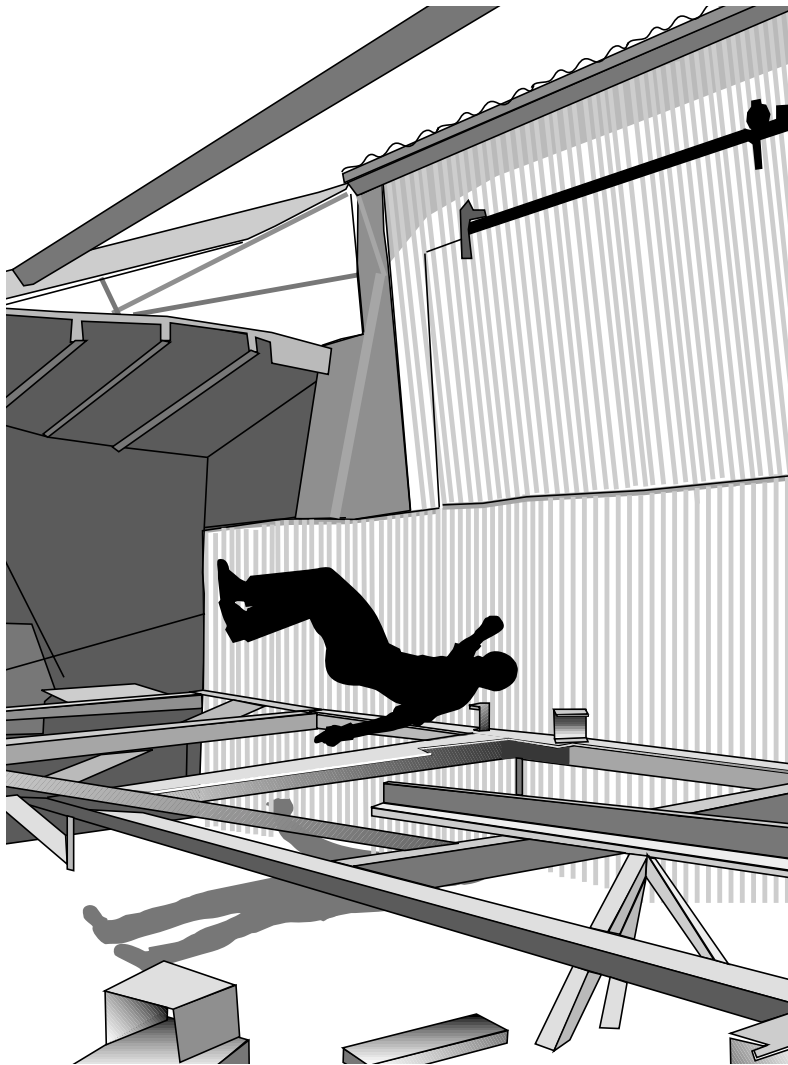


# SAFETY NOTES

Department of Consumer & Business Services  
Oregon Occupational Safety & Health Division  
Salem, OR 97301-3882

## Accident Report

Accident type ..... Fall from structure  
Industry ..... Sheet-metal fabrication  
Employee job title ..... Owner/president/employee



### **Description of accident**

On a Saturday morning, in preparation for moving his business, the victim, who was president of a small sheet-metal fabrication and steel erection company, was working with a leased employee about 14 feet above the ground, removing sheet-metal screws and panels from a steel frame building. The president/employee was removing sheet-metal screws from sheet metal panels.

For unknown reasons, the victim stepped onto the sheet metal from which he had just removed the screws. When he stepped to mid-panel, the sheet collapsed, and the victim fell, striking his head against a metal jig that was beneath where he had been working; he then continued falling until he was resting on floor level. The victim's fall was witnessed by an employee working at floor level. A 911 call summoned help, which arrived within five minutes. The victim's injuries were stabilized and he was transported to a hospital with severe head injuries.

### **Investigation findings**

Neither the victim nor the leased employee, both of whom were working at about 14 feet above the lower level, were using any form of fall protection, although fall protection was available for use. Their failure to use fall protection was a violation of CFR 29, 1926.501(b)(15). The accident was not reported in a timely manner to OR-OSHA. The victim, one of two corporate officers, was responsible for reporting injuries as required by OAR 437-001-0052.

### **Applicable OSHA standards**

OAR 437-001-0052

# SAFETY NOTES

Department of Consumer & Business Services  
Oregon Occupational Safety & Health Division  
Salem, OR 97301-3882

## Fatality Report

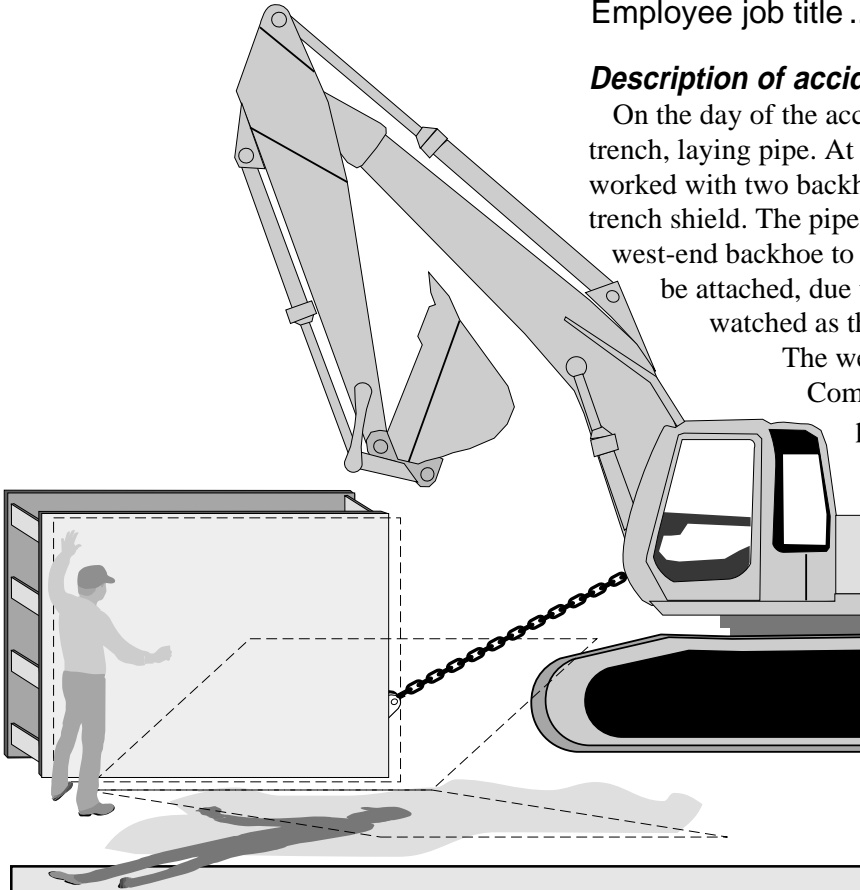
Accident type ..... Fall/crush injury  
Industry ..... Pipe installation  
Employee job title ..... Pipelayer

### Description of accident

On the day of the accident, the pipelayer worked in a 12-foot trench, laying pipe. At the end of the day, he exited the trench and worked with two backhoe operators to remove the 12' x 10' x 4' trench shield. The pipelayer attached three lifting wires from the west-end backhoe to the trench shield (a fourth wire was unable to be attached, due to a broken "D" ring on the shield), and watched as the trench shield was lifted onto the pavement.

The west-end operator released the trench shield.

Communication and electrical power lines impeded removal, so two pieces of PVC pipe were placed under the lines to hold them away from the backhoe. The pipelayer hooked a chain from the east-end backhoe to the lower brace of the trench shield, and that backhoe dragged the trench shield approximately four feet. It encountered a soft-dirt-backfilled hole and fell over onto the victim, who was knocked backward into the trench. He died at the scene.



### Investigation findings

The trench shield was not transported in a safe manner. The method suggested by the manufacturer was not possible due to the broken "D" ring, which was not replaced although it was known to be damaged. Other damaged equipment included broken safety latches on each hook, which allowed the rings on the lifting attachment to slip out.

Additionally, the PVC used to move the electrical and communication wires was not designed for use as an insulator. Furthermore, the laborer who placed the PVC pipe under the electrical wire did not possess a recognized degree or certificate in electrical work and therefore was not qualified to perform that task. In fact, none of the workers at this job site was qualified to perform the task.

### To prevent similar accidents

- Never permit employees under loads handled by digging equipment.
- Only use manufacturer-suggested methods when moving trench shields.
- Ensure all equipment is in working order. Regularly check rings and safety latches.
- Do not allow unqualified people to perform any type of activity involving electrical wires.

### Applicable standards

CFR 1926.651	CFR 1926.652
OAR 437-001-0760	OAR 437-002-0228

*"Fire," from page 6*

soldering irons, and appliances that create heat.

### **What to do in case of a fire**

If, despite your best efforts at prevention, a fire should occur, your employees must be prepared to report the fire and evacuate the building. Conduct regular fire drills throughout the year so that they know what the alarm system sounds like, what evacuation routes to take, and where to meet outside. Show the employees all exits and fire doors. If the first exit way is blocked, employees need to know other ways out of the building.

Train employees to close fire doors after exiting or when they decide the exit is unsafe. Warn workers not to use the elevator during a fire. It can trap them if the power fails.

Assign floor wardens and as many employees as needed to help the disabled during a fire.

### **Fighting fires**

If the work being done in your building is highly hazardous and involves flammable materials, consider training your employees how to control small fires with portable fire extinguishers. Other employees should evacuate and call the fire department. Do not hesitate to call the

fire department when there is a fire. If the fire is not extinguished right away, it will only get larger and will be more difficult to put out.

If your workplace has its own fire brigade, the brigade members must receive extensive training at least annually. Firefighters who fight interior structural fires must receive training quarterly.

### **Keep firefighting equipment in proper working condition**

Don't make the fatal mistake of the poultry processing plant mentioned earlier by failing to properly maintain your sprinkler systems and other fire-suppression and alerting devices. Make sure that all fixed extinguishing systems are serviced, maintained, and tested. The same goes for fire-detection and alarm systems, which must be serviced by professionals.

Inspect your portable fire extinguishers monthly and make sure they are charged and ready for use. Keep the appropriate extinguishers on hand for the fire hazards found in



your workplace and teach your workers which extinguishers to use for different types of fires.

### **Training tips**

With your workers, walk through your workplace to see how many of the fire hazards you listed they can find. Test them to see if they know which extinguisher to use for different types of fires. Invite a representative of your local fire department to talk about fire safety and show workers how to use extinguishers. Hands-on training by a qualified instructor can greatly add to your employees' skills.

Your employees may never need to respond to a fire at their jobs, particularly if you follow all safety precautions and keep the workplace clean, but preparation and a fire-emergency plan can save lives and property if a fire occurs. ■

## **The clock is ticking!**

Over the last 18 months, *Resource* has published several stories regarding Y2K and its possible impact on workplace safety and health. This is the final reminder. January 1, 2000, is just around the corner! Are you ready? More important, is your technical equipment ready?

For accurate and helpful information, check out the Occupational Safety and Health Administration United States Department of Labor's Web site at <http://www.osha.gov>, the President's Council on Year 2000 Conversion at <http://www.y2k.gov>, the Oregon OSHA Web site at <http://www.cbs.state.or.us/osha>, or call toll-free (888) USA-4-Y2k.

We want you to have a smooth and worry-free transition into the New Year. The best way to do that is to be prepared.



---

*“Georgia-Pacific” from page 1*

All mill employees receive safety and health training and are encouraged to participate in committees of their choosing.



*Georgia-Pacific employees display their VPP flag.*

OR-OSHA’s review team observed that “the entire management team as well as the union leadership have shown a clear commitment to maintaining the requirements of VPP and to continually improving the safety and health conditions within the facility.”

Oregon’s VPP program recognizes and promotes effective safety and health management. The VPP concept recognizes that enforcement alone can never fully achieve the objectives of the Occupational Safety and Health Act.

For more information, contact Gary McDonough at Georgia-Pacific Corporation, (541) 336-8332. For more information about OR-OSHA’s Voluntary Protection Program, in which OR-OSHA and Oregon companies work together to improve safety and health programs, call OR-OSHA, (503) 378-3272. ■

---

*“Plan” from page 1*

How can Oregon OSHA help? Oregon OSHA has a plan. The plan contains three goals it hopes to achieve over a five-year period. Following is a brief description of the goals:

**Change the workplace culture in Oregon**, to increase employer and worker awareness of, commitment to, and involvement with safety and health. Oregon OSHA is focused on helping Oregon businesses become self-sufficient in managing their safety and health programs.

**Improve workplace safety and health for all workers**, as evidenced by fewer hazards, reduced exposures and fewer injuries, illnesses, and fatalities. Through identification of high hazard industries and the leading causes of related injuries and illnesses in those industries, Oregon OSHA will focus its resources and provide intervention services to Oregon businesses.

**Continuously strengthen public confidence**, through excellence in the development and delivery of OR-OSHA programs and services. Oregon OSHA’s success in meeting its goals depends upon its stakeholders. It is


committed to building and maintaining partnerships with organizations and individuals who have an interest in workplace safety and health in Oregon. Oregon OSHA recognizes that its ability to continue to be effective in reducing workplace injuries and illnesses is directly related to the support provided by management, labor, and government. In fulfilling its mission of advancing and improving workplace safety and health for all working Oregonians, Oregon OSHA will be balanced, fair and reasonable in its approach — endeavoring to make every contact with the public a learning experience.

Oregon OSHA’s five-year strategic plan is available to you on the Internet World Wide Web, <http://www.cbs.state.or.us/osha>.

The strategic plan is a living document. It will be updated at least yearly, based on successes and lessons learned during its implementation. Oregon OSHA hopes you will look for opportunities to become involved and help shape the direction of occupational safety and health in Oregon. ■

# The OR-OSHA Resource Center and Audiovisual Library

A RESOURCE FOR PROMOTING  
HEALTH & SAFETY IN THE WORKPLACE



## Getting the message across

by Don Harris, AV Librarian for Oregon OSHA

Her husband's fate was sealed. The telegram trembled in Maria's hands. Could this be true? She blinked and looked again. There it was: PAR-DON IMPOSSIBLE. TO BE SENT INTO EXILE.

Maria dropped into a nearby chair. In one moment, her whole world seemed to have ended.

But did it have to be?

Maria pulled her chair to the desk, and looked at the telegram carefully. Then, taking a pen and an eraser, she set to work.

It didn't take long. When she had finished, she allowed herself a hesitant smile. The telegram which had decreed her husband's exile now read: PARDON. IMPOSSIBLE TO BE SENT INTO EXILE.

And so, Maria saved her husband's life by intercepting a telegram and moving one dot with a pen and an eraser. I think we can be reasonably confident that they lived happily ever after.

*Ripley's Believe It Or Not* assures me that this story is true. But, whether or not Maria and her husband were actual people, the story highlights something which is true for all of us: We have important messages. Getting those messages across is also important. This is as true for Oregon OSHA as it is for you.

Oregon OSHA's message is about safety and health. We want to get that message to everyone. Maybe our poster puts it best: You have a right to a safe and healthful workplace. Or, to put it another way: Usted tiene el derecho a seguridad y salud en el trabajo. Or: Vyh imeete pravo na bezopasnuyu rabotu.

Unlike the telegram altered by Maria, our message remains the same in any language. Our consultation services, our efforts at writing clear and understandable rules, and the careful procedures followed by our enforcement section are all examples of OR-OSHA's commitment to convey a unified message to a diverse audience.

This diversity is evident in the variety of resources and services available to you through the OR-OSHA Resource Center and AV Library. Our resources are as varied as current technology and financial limitations will allow.

But, the underlying principle behind each format, whether it's a book or the latest CD-ROM, remains the same. We want you to have access to the very best occupational safety and health information available: the most accurate information in the most effective format.

1999 brought a number of new programs to the AV Library, programs that reflect the enrichment of Oregon's workforce through varying languages and cultures. Among these new programs are our first safety training videos in Russian, covering such topics as confined space entry, back safety and respiratory protection. In addition, the AV Library

now includes the bilingual television series *El Mercado DCBS* (The DCBS Marketplace).

This series was developed by the Department of Consumer and Business Services Multicultural Communications Program. *El Mercado DCBS* originally aired over Salem's local cable access television station, CCTV. Using an English/Spanish format, these programs provide an overview of the work of the Oregon Department of Consumer & Business Services and its divisions, including Oregon OSHA.

These programs and several hundred more are available to you for loan at no charge beyond the cost of return shipping. We're just a phone call away.

This issue of OR-OSHA's *Resource* newsletter comes to you during the holiday season, a season made especially notable this year by our entry into the year 2000. The last few weeks have probably been hectic. At times, you may even have thought that being sent into exile wouldn't be such a bad thing!

So, in the midst of all these messages, isn't it good to know that Oregon OSHA's message remains the same? You have a right to a safe and healthful workplace. Oregon OSHA is here to help. ■

For a complete list of publications available from the OR-OSHA Resource Center, call (503) 378-3272 or visit our Web site: <http://www.cbs.state.or.us/osha>.

Applying OR-OSHA standards to “real-life” situations may not always be “standard” procedure. Sometimes, answers and solutions to problems can be tricky. **Ask OR-OSHA** is a regular feature of *Resource* so that your questions concerning OR-OSHA standards and your business may be answered by experts. So please, **Ask OR-OSHA** by calling the Standards and Technical Section, (503) 378-3272 or e-mailing your question to [tech.web@state.or.us](mailto:tech.web@state.or.us). We’ll answer your question(s) as quickly as possible. We’ll also print selected questions and answers in this newsletter so that the answer to your questions may help others.

**Q When will Oregon OSHA begin to enforce the newly adopted industrial truck operator training standard? When could penalties be assessed for not complying with the new standard.**

**A** The answer to both questions is Dec. 1, 1999. After this date companies must have certification records for each employee operating a powered industrial truck.

**Q What is required of employers who have employees who periodically use forklifts for short/infrequent tasks?**

**A** Employers will be required to train and certify operators in the activities they perform with the equipment they use. Oregon OSHA staff will be using the training requirements contained in 1910.178 and 1926.602 for guidance during evaluations of industrial truck operators and employers.

**Q Are there any variances for training requirements of the periodic forklift driver?**

**A** No.

**Q Is it required that employees who work next to hot surfaces wear clothing that completely covers their legs?**

**A** Protection is needed if there is a chance of being burned by flying grease, boiling liquid, or a similar hazard. Such protection probably would include something that covers the legs. If the heat is intense enough to cause discomfort for those working nearby, or if the surface is hot enough to cause burns when contacted, then protection is needed for all exposed body areas. In lieu of a standardized policy requiring legs to be covered, each situation needs to be evaluated to determine the hazards. Then the hazards need to be eliminated or adequate personal protective equipment used.

**Q During reduced times of employment (such as summer break on school campuses) how many employees must work at a location before safety committee meetings are required?**

**A** The requirement to establish and maintain a safety committee is based on annual peak employment (OAR 437-001-0765(2)(c)). There is no provision for suspending committee meetings during times of reduced employment. If you are required to have safety committee, then monthly meetings are also required, except in months when quarterly workplace safety inspections are made (OAR 437-001-0765(6)(a)(B)).

A possible solution to your dilemma might be to schedule safety inspections in January, April, July, and October. If your safety committee meets in June before staffing is reduced and in August after staffing is increased, you will be in compliance with the standard.

Another possible solution might be to develop an innovative safety committee plan and apply to Oregon OSHA for approval. Such a plan might incorporate regional or statewide meetings of local committee representatives during times of reduced staffing or to conduct training.

**Q What is the legal limit for breath alcohol in a worker?**

**A** There really isn’t one. OAR 437-001-0760(4), a performance-based standard, states that the use of intoxicating liquor on the job is strictly prohibited. Anyone whose ability to work safely is impaired by alcohol, drugs, or medication is not allowed to be on the job while in that condition.


This means that alcohol is prohibited from being used on the job. Likewise, if alcohol has been used off the job, it cannot be such that it affects safety on the job. ■

# The EYES have ... (had) it!

Eye injuries resulting from chemicals accounted for nearly 20 percent of all injuries to the eyes, based on Oregon accepted disabling claims data from 1995 through 1997.<sup>1</sup> Injuries result from splashing or irritation by chemical mists, vapors, or gases. Chemicals in contact with the eye can cause effects from minor irritation to complete loss of vision. In general, caustics (high pH) are more injurious to the eyes than acids (low pH) because they soak into the tissue as long as they remain in contact in the eyes.<sup>2</sup>

Prompt first-aid treatment for a chemical burn to the eyes is often critical to minimizing damage. Immediate flushing of the eyes for at least 15 minutes is essential. The American National Standards Institute recommends that eyewashes be in an accessible location reachable

within 10 seconds of exposure. For strong acids or strong caustics, the eyewash should be located immediately adjacent to the hazard. Medical advice is recommended for determining water temperature in relation to a chemical hazard; the medical advisor or appropriate professional can give guidance on proper distance considerations. Proper inspection and maintenance of eyewash units, along with training for workers who may be exposed to hazardous materials, are important steps to reducing eye hazards and injuries.<sup>3</sup>



Plumbed and self-contained eyewash units are capable of delivering a continuous stream of water for at least 15 minutes. Personal eyewash units such as the 32-ounce bottles and hand-held drench hoses can aid an injured person when used to immediately flush the eyes. Such units supplement plumbed and self-contained units; however, they are not a satisfactory substitute for plumbed or self-contained units.

When is an eyewash needed? Oregon OSHA advises employers to consider these factors: (1) Characteristics of the chemical, such as concentration, pH, temperature, quantity, and skin and eye toxicology; (2) chemical-handling procedures, including frequency and duration, use of personal protective equipment, and worker training; (3) worksite issues, such as whether it is indoors or outdoors, or in a fixed or mobile location; and (4) availability of water for emergency needs.<sup>4</sup> Material

See "Eyes," page 16

## References

1. Department of Consumer & Business Services, Information Management Division, Research & Analysis Section, October 1999.
2. Fundamentals of Industrial Hygiene, Fourth Edition, National Safety Council, Itasca, Illinois, 1996, page 112.
3. Emergency Eyewash and Shower Equipment, ANSI Z358.1-1998, American National Standards Institute, 11 West 42nd Street, New York, New York, pages 10-13.
4. Eyewash and Safety Showers, Program Directive A-63, OR-OSHA, 350 Winter Street, Salem, OR, September 8, 1994, pages 1-2.

## RESOURCE

## SUBSCRIPTION FORM

Resource is a newsletter concerning occupational safety and health in Oregon. To subscribe to this free publication or to change your mailing address on your current subscription, fill out and return this form or call (503) 947-7447.

Organization: \_\_\_\_\_

Name: \_\_\_\_\_

Title: \_\_\_\_\_

Mailing address: \_\_\_\_\_

City: \_\_\_\_\_ State: \_\_\_\_\_ ZIP: \_\_\_\_\_

Phone: \_\_\_\_\_

*If the computerized address label is correct, you are on our mailing list already. No response is necessary.*

New subscription

Address change

Return to: Oregon OSHA Resource Center, 350 Winter St. NE, Salem, OR 97301-3882

"Eyes," from page 15

safety data sheets provide useful information about chemicals that can help you determine the need for an eyewash.

Oregon OSHA regulates the requirements for an eyewash under OAR 437-002-0161(5). From October 1997 through September 1999, this rule has been cited 140 times, with 94 violations classified as "serious." This means the injury could shorten life or significantly reduce physical or mental efficiency by inhibiting, either temporarily or permanently, the normal function of a body part. Proposed penalties totaled \$20,360.

For more information on eye hazards and eyewash safety issues, contact the OR-OSHA Resource Center, (800) 922-2689. Or visit the OR-OSHA Web site, <http://www.cbs.state.or.us/osha>, for a listing of titles available through the audiovisual lending library. ■

## Questions?

OR-OSHA has field offices across Oregon. If you have questions or need information, call toll-free (800) 922-2689 or phone one of the offices listed below. (All phone numbers are V/TTY)

### Portland

9500 SW Barbur Blvd.,  
Ste. 200  
Portland, OR 97219  
(503) 229-5910  
Consultations:  
(503) 229-6193

### Eugene

1140 Willagillespie,  
Ste. 42  
Eugene, OR 97401  
(541) 686-7562  
Consultations:  
(541) 686-7913

### Pendleton

721 SE Third St., Ste. 306  
Pendleton, OR 97801  
(541) 276-9175  
Consultations:  
(541) 276-2353

### Medford

1840 Barnett Rd., Ste. D  
Medford, OR 97504  
(541) 776-6030  
Consultations:  
(541) 776-6016

### Salem

DAS Bldg. 1st. Floor  
1225 Ferry St. SE  
Salem, OR 97305  
(503) 378-3274  
Consultations:  
(503) 373-7819

### Bend

Red Oaks Square  
1230 NE Third St.,  
Ste. A-115  
Bend, OR 97701  
(541) 388-6066  
Consultations:  
(541) 388-6068

### Salem Central

350 Winter St. NE, Rm. 430  
Salem, OR 97301-3882  
(503) 378-3272  
Fax: (503) 947-7461

*Visit us on the Internet World Wide Web at:*  
**<http://www.cbs.state.or.us/osha>**



**Oregon Occupational Safety & Health Division**  
350 Winter St. NE, Rm. 430  
Salem, OR 97301-3882

ADDRESS SERVICE REQUESTED

BULK RATE  
U.S. POSTAGE  
**PAID**  
PERMIT NO. 24  
SALEM, OREGON