

Health and Safety

Volume 29 — online

# RESOURCE



*Oregon*OSHA

April-May 2013



# CONTENTS

<b>Administrator's message</b> <i>O[yes] – A partnership for the future</i>	<b>3</b>	<b>GOSH 2013 attracts more than 1,650 attendees</b>	<b>11</b>
<b>Newberg winery makes safety a priority</b> <i>Oregon's emerging industry faces challenges</i>	<b>4</b>	<b>News Briefs</b> <i>DCBS releases 2012 fatality numbers</i>	<b>17</b>
<b>Using pesticides – 10 ways to stay out of trouble</b> <i>Pesticides have the potential to harm more than just the pest if they're not used properly</i>	<b>8</b>	<b>Ask Technical</b> <i>Do rescuers need a permit to enter a confined space?</i>	<b>20</b>
<b>Safety Notes</b> <i>Employees exposed to pesticides in food-products warehouse</i>	<b>10</b>	<b>Going the Distance</b> <i>Meet the owner of Red's Mountain Blueberries</i>	<b>21</b>
		<b>Conference Update</b> <i>Mark your calendar for upcoming OSHA events</i>	<b>24</b>



Jeronimo Azua prunes vines at Adelsheim Vineyard in Newberg, where safety has become a key part of the operation.

**On the cover:** Workers in the vineyard industry saw claims concentrated in areas such as sprains, strains, and overexertion.

## RESOURCE

### Oregon Health and Safety Resource

is published every other month by the Oregon Occupational Safety and Health Division of the Department of Consumer and Business Services.

#### Department of Consumer and Business Services

Pat Allen, Director

#### Oregon OSHA

Michael Wood, Administrator

#### Resource editor

Melanie Mesaros

#### Design and illustration

Patricia Young

#### DCBS editor

Mark Peterson

Reprinting, excerpting, or plagiarizing any part of this publication is fine with us. Please send us a copy of your publication or inform the **Resource** editor as a courtesy.

If you have questions about the information in **Resource**, please call 503-378-3272.

For general information, technical answers, or information about Oregon OSHA services, please call 503-378-3272 or toll-free within Oregon, 800-922-2689.



If you want to continue to receive the **Resource** newsletter, sign up for future issues at [www.orosha.org](http://www.orosha.org).

## O[yes] – A partnership for the future

By Michael Wood



One of the critical attributes of our collective approach to workplace health and safety here in Oregon is the effectiveness of our collaborative efforts. And those efforts are most exciting, at least from my perspective, when Oregon OSHA is simply one of several players sitting at the table. Oregon's efforts to promote young worker safety are certainly one case in point.

The Oregon Young Employee Safety coalition, known as O[yes], took shape several years ago as a result of conversations with a number of groups who realized we shared a common interest in addressing the safety and health of teenagers as they entered the workplace. Young worker safety not only has an immediate importance, but it also will provide benefits over the longer term.

Workplace safety is often a matter of habit. And it is also a matter of expectation. But both our habits and our unspoken expectations are defined relatively early in our careers. And it can be difficult to change those habits – or to develop healthier expectations of our employers and our co-workers – if we wait too long to tackle the issue.

I remember touring a construction jobsite more than a decade ago. When asked what the biggest safety issue he faced was, the site superintendent answered (without hesitation) “workers over 40.” The truth was that even though they often had experiences that should have demonstrated the importance of safety and health, they also were most likely to be “set in their ways” and resistant to doing things differently.

For that reason, if we can successfully educate today's young workers on the importance of workplace health and safety, we are also educating the workers of tomorrow – the work we do today will pay dividends in 2013 and 2014, but we will also see those dividends in 2023, 2033, 2043, and beyond.

It was that vision that brought a group of organizations and individuals together. That group has produced resources for instructors, sponsored young worker events at GOSH, and worked to raise the profile of young worker safety. One of the most visible successes, of course, is the annual young worker workplace safety video contest that is in the midst of its fourth year.

None of this just happened, of course. It has required the hard work of a number of people, including several at Oregon OSHA, and it has required the support of a range of organizations. The list of members and sponsors is an impressive one, including government agencies, employers, insurers, and educational institutions. You can find the complete list – as well as access to useful resources – at the O[yes] website at <http://www.youngemployeesafety.org>.

It's worth a look, especially if you have young workers as part of your team. And if you haven't seen this year's video contest finalists, you definitely should take a look at <http://www.youtube.com/user/OregonSafetyHealth>.

A handwritten signature in black ink, appearing to read "Michael Wood".



# Newberg winery makes safety a priority

## Oregon's emerging industry faces challenges

By Melanie Mesaros

Like many of Oregon's wineries, Adelsheim Vineyard in Newberg started as a small, family-owned operation in a cramped basement with a simple crusher and press. Now 40 years since the first vintage, the company has matured into a business with a grand tasting room, modern production facility, and 250 acres of red and white grapes.

As growth led to more demands on production, the vineyard added more employees. Through it all, Adelsheim's Vineyard Manager Chad Vargas said they have stayed committed to safety.

"Bigger wineries often assume they have a team in place that knows what to do," he said. "Be consistent and don't get complacent."

Continued on page 5

**Above:** Cellar master Aaron Kendall (right) demonstrates safe lifting with barrels that can weigh 110 pounds.



# Newberg winery makes safety a priority - Continued

According to the Oregon Wine Board, the state had a total of 463 wineries in 2011 – a 10 percent increase over the previous year, signaling an industry that is still booming. With all the startups, growing pains are evident in the accepted disabling workers' compensation claims for the industry, which have increased since 2006. The majority of claims relate to overexertion such as sprains and strains, and falls.

From tractor and ATV safety to repetitive-motion injuries, Vargas is always keeping an eye on his crews and promotes stretching.

"You have a lot of guys bending over all day," he said. "We have knee pads for staff and tell them if your back is bothering you, take a break. Around harvest time, we'll start the day with some calisthenics – jumping jacks and knee bends. Some of the mornings we get started in October, it's pretty cold."

*Continued on page 6*

**Right:** Vargas (right) and Salvador Gomez examine the power take-off (PTO) guarding on the tractor.



**Left:** Tractor and ATV safety are especially a concern on the uneven, sloped vineyard terrain.  
**Above:** Strains and sprains from repetitive motion were the most frequent claims in the industry.  
**Right:** Chad Vargas (left) talks to Jeronimo Azua about posture and stretching during pruning.





# Newberg winery makes safety a priority - Continued



**Above:** Tracy Faulds said workers never have to enter tanks at Adelsheim because of the access door at the bottom.

After grapes are harvested and destemmed, Adelsheim's pinots and syrah take shape in stainless tanks, where fruit is left to ferment for 10 to 14 days. To minimize safety risks, Gina Hennen, assistant winemaker, said solids are dug out from a door at the bottom of the tanks, which allows workers to avoid entering them.

Tracy Faulds, who chairs Adelsheim's safety committee, said the company is very safety-minded compared to other wineries where she has worked.

"We have the buddy system so no one is ever alone in the winery," Faulds said. "That's really important during harvest when things are wet and slippery and everyone is tired."

Faulds said each month the safety committee tackles specific issues, including exposure to carbon dioxide (a concern during the fermentation process), safe lifting and materials handling (she once pinched her finger after moving a heavy barrel against a cellar wall), and hazard communication.

Gary Beck, Oregon OSHA's safety enforcement manager, said wineries and vineyards are frequently cited for not having a safety committee. Under the Oregon OSHA rule, safety committees are required for employers with 11 or more employees. Meetings are permitted for businesses with 10 or fewer employees.

"Encourage employee involvement through your safety committee or with safety meetings," Beck said. "The employees can also help identify training needs and concerns."

Vargas, who has been in the wine industry for 12 years, said to be successful, wineries need to focus on more than just production or marketing.

"It (safety) just never crosses their mind until someone gets hurt," said Vargas. "Especially if you are small, you may be short handed

and not well-trained. When you are hiring, people will always tell you they have more skills than they do. Make them do a demonstration."

Continued on page 7

**Below:** Cellar master Aaron Kendall said workers use a forklift to safely stack heavy full barrels.





## Top Oregon OSHA standards cited for 2012

### Wineries:

1. Training requirements for forklift operators. [1910.178(l)]
2. Providing, inspecting and maintaining fire extinguishers. [437-002-0187]\*
3. Requirements of the safety committee/safety meeting rules. [437-001-0765]\*
4. Requirements of the Hazard Communication Standard. [1910.1200]
5. Various wiring, grounding and electrical safety requirements. [1910.304; .305; &.334]

\* No. 2 and 3 tied for number of violations.

### Vineyards:

1. Requirements of the Field Sanitation rules. [437-004-1110]
2. Requirements of the Hazard Communication Standard. [437-004-9800]
3. Annual inspection of fire extinguishers. [437-004-1450]
4. Requirements of the safety committee/safety meeting rules. [437-004-0251]
5. Safety requirements for (bench) grinders. [437-004-2100]



# Using pesticides – 10 ways to stay out of trouble

By Ellis Brasch

**What is a pesticide?** Most people think only an insecticide is a pesticide, which is why you often hear pesticides and herbicides used in the same sentence. Not true! Many people are shocked to learn herbicides like Roundup or disinfectants like Clorox bleach are pesticides. (If the container bears an EPA Registration number, it's a pesticide.)

Pesticides have the potential to harm more than just the pest if they're not used properly. Remember that the liability for improper application lies with the applicator. Here are 10 ways to stay out of trouble when you're using pesticides.

## 1. Read and follow the instructions on the label



The pesticide label is the law. The label has the instructions from the pesticide manufacturer to the pesticide user. Many serious incidents involving pesticides could be prevented if users took the time to read *all* of the information printed on the label.

The following “signal words” on a pesticide label describe its level of toxicity: DANGER/POISON, DANGER, WARNING, and CAUTION. Pesticides labeled DANGER/POISON are the most toxic.

The label also includes information about the pesticide's use rates, required personal protective equipment, first-aid measures, and its environmental hazards.

## 2. Understand the pesticide's hazards

Pesticides are hazardous because they're designed to kill. Pesticide exposures can cause a variety of adverse health effects ranging from skin irritation and irreversible eye damage to nervous system damage, reproductive problems, and cancer. Read the label to determine how to protect yourself from a pesticide's hazards. The *Hazard Communication Standard* requires employers to train their employees about this information before they use pesticides.

Pesticides can give off poisonous gases or explode when they're mixed or used improperly. Read the pesticide label to determine the product's acute (immediate) effects – and read the product's safety data sheet to determine its long term-effects.

## 3. Inform workers about pesticide applications

Pesticides can be applied anywhere: in or around homes, schools, and businesses; along rights-of-way; on fields and crops; and in forests. Employees entering these areas need to be informed about the application. The pesticide label indicates whether the *Worker Protection Standard* applies. The Worker Protection Standard requires agricultural and forestry employers to display information about pesticide safety, emergency procedures, and recent pesticide applications at a central location.

An employer's written *Hazard Communication Program* must describe how workers will be protected when chemical hazards are introduced by another employer, such as a structural pest control contractor.

## 4. Select, use, and properly maintain personal protective equipment

The pesticide label may require the use of personal protective equipment (PPE), including appropriate protective clothing, gloves, footwear, respirators, and protective eye wear.

- Clothing worn while handling or applying pesticides will be contaminated and must be cleaned or disposed of properly. Wash clothing worn during pesticide applications separately from family members' clothes.
- If the pesticide label requires “chemical resistant” protective clothing, the PPE manufacturer must indicate that on the packaging.
- Gloves must be at least 14 millimeters thick.
- Wear chemical-resistant footwear or shoe covers, if possible. Canvas and leather footwear cannot be decontaminated. Do not wear work shoes at home.
- If the pesticide label requires a respirator, use only those approved by the National Institute of Occupational Safety and Health (NIOSH). The “TC” notation on NIOSH-approved respirators indicates the type and level of protection the respirator provides.
- Use the appropriate eye protection when the label requires it.


Maintain PPE according to the manufacturer's guidelines and store it away from pesticides and personal items.





## 5. Store pesticides properly

Store pesticides according to the instructions on the label or the product's safety data sheets. Organize them by their chemical category (such as herbicides, fungicides, and insecticides) and label each category. Separate pesticides that could cause a hazardous reaction if they're mixed. Provide enough light and ventilation for employees to safely enter the storage area. Never store pesticides in food or drink containers. Additional storage requirements apply to pesticides labeled "restricted use."



Notify local emergency responders (including the fire department and police) so that they know where the pesticides are stored.

## 6. Medically evaluate and fit test respirator users

Respirators make it harder to breathe and can put stress on the body. If you require your employees to wear respirators or they want to wear one voluntarily, they must have a confidential medical evaluation. A physician or other licensed health care professional must do the evaluation at no cost to the employee.

Employees who wear respirators must also be fit tested annually for each type of respirator they use.

## 7. Make pesticide labels and safety data sheets available

Pesticide labels must be available at the mix site and safety data sheets must be readily available for every pesticide that employees use or may be exposed to at work. If you keep safety data sheets electronically, you must have a backup system so that employees can access the information during a power failure.

## 8. Properly dispose of used containers

Look for disposal instructions on the label. Triple-rinse and puncture used containers to prevent them from being reused and dispose of them at a container collection event or a recycler who handles agricultural plastics.

## 9. Plan a safe response to spills and leaks

Pesticide spills can happen during transportation, storage, mixing, and application. Follow the three Cs — Control, Contain, Clean Up — to manage spills. **Control** stops the release. **Contain** keeps the spill from spreading with an appropriate absorbent material. **Clean up** includes disposing of the contaminated material. Cleanup procedures vary by pesticide. See the safety data sheets for guidance! The Oregon Department of Environmental Quality regulates the disposal of cleanup material following a spill.

Remember that responders need access to the pesticide label and the safety data sheets so they can select appropriate PPE and determine proper cleanup methods.

## 10. Know the requirements for using pesticides

State government agencies involved in regulating pesticides and investigating pesticide-related incidents in Oregon include:

- **Oregon Department of Agriculture.** Licenses those who sell and use pesticides, registers pesticides for use in the state, and regulates the use of pesticides based on the label's requirements.
- **Oregon OSHA.** Protects employees who work with or near pesticides.
- **Department of Environmental Quality.** Protects the air, water, and land from misuse, spills, and disposal.
- **Oregon Health Authority.** Tracks health effects reported by people exposed to pesticides through the Pesticide Exposure Safety & Tracking (PEST) program. The Oregon Health Authority also educates the public on using and storing pesticides.
- **State Fire Marshal.** Collects pesticide dealer information on the quantities of certain acutely hazardous pesticides stored and makes it available to emergency responders.

*Garnet Cooke, Lori Cohen, and Kathleen Kincade contributed to this article.*





# SAFETY NOTES



## Accident Report

**Incident** | Exposure to pesticides

**Business** | Food products

**Employees** | Shift workers

### Employees exposed to pesticides in food-products warehouse

Employees at a 550,000 square-foot food-products warehouse were sickened when they came to work after the warehouse had been fogged with an insecticide (ULD BP-100) and an insect growth regulator (Nyguard IGR).

The warehouse was fogged twice a year by licensed commercial pesticide applicators. A typical application requires two fogging machines and concludes by 7:30 p.m. After the application, there was usually a two-hour “hang time” or settling time, after which the warehouse was ventilated for two hours before employees on the third shift arrived.

This time, however, one of the two fogging machines broke down, leaving one fogger to cover the entire warehouse. The breakdown extended the application time by two hours, decreasing both the hang time and the time allowed for ventilation. Ventilation fans were still running at 11:40 p.m. when employees on the third shift arrived.

As the employees entered the warehouse, they saw a foggy mist hanging in the air in the upper rafters. Many of them started coughing and wheezing. Others felt their eyes burning and noticed a bitter taste in their mouths and numb lips. Those who took heart medications had worse symptoms. None of the employees knew the warehouse would be fogged before their shift started and they had no health hazard information on the pesticides used.

#### Applicable standards:

**Rules for all workplaces, 437-001-0760(1)(d)** – The employer did not inform the employees about the known health hazards to which they were exposed.



# GOSH 2013 attracts more than 1,650 attendees


The 2013 Oregon Governor's Occupational Safety and Health (GOSH) Conference in Portland attracted more than 1,650 attendees from as far away as Alaska and New Hampshire. The four-day event in March — the largest of its kind in the Northwest — featured 150 workshops and sessions, an awards luncheon, and safety and health exhibits from more than 120 organizations.



Keynote speaker Jeff "Odie" Espenship, a former U.S. Air Force fighter pilot, motivated audience members to rethink and refocus their work behavior.



Exhibitors showcased the latest safety gear and services, interacting with hundreds of attendees.



Oregon teens took part in GOSH Youth Day activities, which included hearing from a worker who lost part of his arm when he was 21.





## Businesses and individuals honored for safety and health excellence



Thirteen leaders in safety and health received awards during a GOSH ceremony on March 6. A panel of industry professionals judges the awards, which recognize extraordinary contributions to the field of workplace safety and health. Detailed profiles of award winners were featured in a special publication produced by the Portland Business Journal and were distributed to the paper's 55,000 readers.



KATU-TV's "AM Northwest" host Dave Anderson served as the master of ceremonies at the awards luncheon.

## ASSOCIATION AWARDS



Associated General Contractors, Oregon-Columbia Chapter



Oregon Trucking Association

## SAFETY COMMITTEE AWARDS



City of Newberg



City of Portland, Bureau of Environmental Services



Valley Family Health Care,  
Vail/Ontario/Nyssa



Leatherman Tool, Portland



## EMPLOYER AWARDS



Andersen Construction Company, Portland



Bremik Construction, Portland




May Trucking, Salem

## SAFETY AND HEALTH ADVOCATE



John Mckenzie, JE Dunn

## SAFETY AND HEALTH PROFESSIONAL AWARDS



David Hanson,  
Timber Products Company



Patrick Wolfe,  
Portland Public Schools



Annie Moorman,  
SAIF Corporation

## Drivers compete in Columbia Forklift Challenge



Skilled forklift operators competed for cash prizes in the second biennial Columbia Forklift Challenge, held on March 5 of the conference. Drivers were tested on their ability to operate a forklift safely during an obstacle course.

### Top finishers in the 2013 Columbia Forklift Challenge are as follows:

#### Individuals

**First:** Andrew Ibbotson (Americold)

**Second:** Mike Morrison (Cascade Steel Rolling Mills)



**Third:** Cory Jenks (NACCO Materials Handling Group)

#### Team winner

**Americold – Lynden, Washington (Andrew Ibbotson, Neil Caylor, Randy Langwell)**

The course offered a variety of challenges, such as tight slalom runs, precise loading/unloading using pallets, racking, and other props. All drivers competing were required to have employer-certified training and attended an orientation the morning of the event.

Oregon OSHA partners with the Columbia-Willamette Chapter of the American Society of Safety Engineers to sponsor the Oregon GOSH conference. The GOSH 2015 event is slated for March 9-12.





# 2013 GOSH CONFERENCE

## OREGON GOVERNOR'S OCCUPATIONAL SAFETY & HEALTH CONFERENCE

▶ *Thank you!*

THIS EVENT WAS A SUCCESS BECAUSE OF OUR SPONSORS!

### PLATINUM



CONTRACTOR PLAN CENTER, INC.  
Always Innovating, Always Leading

### GOLD



### SILVER



Portland General Electric



### SUPPORTERS

- ▶ Hays Companies
- ▶ Andersen Construction
- ▶ Oregon Utility Notification Center (OUNC)
- ▶ Cintas Document Management
- ▶ Special Districts Association of Oregon



The GOSH Conference is a joint effort of the American Society of Safety Engineers (ASSE) Columbia-Willamette Chapter and Oregon OSHA.



[www.oregongosh.com](http://www.oregongosh.com)

# Oregon announces 2012 workplace deaths

Thirty people covered by the Oregon workers' compensation system died on the job during 2012, according to figures released by the Department of Consumer and Business Services (DCBS). It's a slight increase from 2011 but remains significantly lower than counts of past decades.

The year 2010 marked the state's all-time low of 17 deaths. That figure was likely tied, in part, to the economic downturn. In 2011, there were 28 deaths and, in 2009, 31 people died on the job.

On-the-job injuries have been on the decline in recent decades. In the 1990s, there was an average of 55 workplace deaths per year. In the 1980s, the average was 81 deaths. The statewide rate of reported workplace injuries and illnesses has also decreased more than 50 percent since the late 1980s. Oregon started tracking workplace deaths in 1943.

"As the economy continues to recover and more jobs are added, we must remain committed to workplace safety and health," said Patrick Allen, DCBS director. "Sadly, as the numbers show, not every Oregonian comes home to their family after a day at work. We must continue to work hard to change that."

Trucking/transportation and construction saw the largest concentration of deaths in 2012, with five each. That trend is consistent with past figures illustrating the high-risk nature of those sectors. No construction deaths occurred in 2010, which may relate to job losses that year, while three deaths



The Fallen Workers Memorial is outside the Labor and Industries Building in Salem and was dedicated in 2009.

were reported in 2011 as the economy improved.

"While the numbers are still at historically low levels, we can't forget that each death represents an individual whose life was cut short," said Michael Wood, administrator of Oregon OSHA. "These tragedies can be prevented by putting a greater focus on eliminating hazards in the workplace."

Oregon OSHA offers educational workshops, consultation services, training videos, and website information to help Oregon employers create or improve their safety and health programs.

DCBS compiles fatality statistics from records of death claim benefits paid by Oregon workers' compensation insurers

during the calendar year. The data reported may exclude workplace fatalities involving self-employed individuals, city of Portland police and fire employees, federal employees, and incidents occurring in Oregon to individuals with out-of-state employers. These workers are either not subject to Oregon workers' compensation coverage requirements or are covered by other compensation systems.

Deaths that occur during a prior calendar year may appear in the compensable fatality count for a later year because of the time required to process a claim. The link to the full DCBS fatality report can be found here:

[www.cbs.state.or.us/imd/rasums/ra\\_pdf/wc/fatal/annual\\_rpt\\_12.pdf](http://www.cbs.state.or.us/imd/rasums/ra_pdf/wc/fatal/annual_rpt_12.pdf)



# Finalists named in student safety video contest

Safety is brought to life through song, humor, and creative storytelling (along with some close calls on the job) in the Oregon Young Employee Safety Coalition (O[yes]) video contest. The eight finalist videos are now posted on YouTube for viewing (click on 2013 video submissions):

[www.youtube.com/user/OregonSafetyHealth](http://www.youtube.com/user/OregonSafetyHealth)

### The finalists are:

**“Be Alert on the Job”** – Hermiston High School

**“Hey Friend!”** – Wilson High School, Portland

**“Safety Man III – A Fistful of Sunscreen”** – Sisters High School

**“Safety: The Musical”** – Salem Academy, Salem

**“Speak Up. Work Safe.”** – Parkrose High School, Portland

**“Super Safety Man Never Gives Safety a Day Off”** – South Salem High School

**“You Don’t Know What You’re Doing, and that Could Kill You!”**

– Springfield High School

**“You Good?”** – St. Helens High School

“The safety messages in the videos are designed for a teen audience created by teens,” said Chuck Easterly, O[yes] board

member and SAIF Corporation loss control manager. “The contest allows us to hear directly from young people about their perception of the workplace and how safety fits into their world. When we know more about what they’re thinking, it makes it easier to deliver information that’s effective.”

The top three entries will take home cash prizes ranging from \$300 to \$500 and will earn a matching amount for their school. O[yes] hosts this annual contest, which is sponsored by Oregon OSHA, SAIF Corporation, local Oregon chapters of the American Society of Safety Engineers, the Center for Research on Occupational and Environmental Toxicology (CROET), the SHARP Alliance, Liberty Northwest, the Central Oregon Safety and Health Association, the Greater Portland Construction Partnership, Oregon Health Authority, and Hoffman Construction.

The contest, open to all high school students in Oregon, is designed to increase awareness about safety on the job for young people with the theme of “Speak Up. Work Safe.” Students were advised to create a 90-second video based on the concept of speaking up about potential workplace hazards. The videos were judged on creativity, originality, youth appeal, production quality, and message.

Contest winners will be unveiled at a Saturday, April 27, 2013, screening event at Northern Lights Theatre in Salem starting at 1:30 p.m. For contest information, go to [youngemployeesafety.org/contest](http://youngemployeesafety.org/contest).



# Businesses invited to participate in Safety Break for Oregon May 8

Employers across Oregon are encouraged to promote safety during Safety Break for Oregon on Wednesday, May 8, 2013. In past years, employers have participated by hosting safety demonstrations, award recognition events, and training.



Oregon's Occupational Safety and Health Division (Oregon OSHA) coordinates the one-day event, designed to raise awareness and promote the value of safety and health in preventing on-the-job injuries and illnesses. The voluntary event, which occurs on the second Wednesday in May, is flexible to meet an employer's safety and health program needs.

"We invite employers to get creative and have fun while focusing on safety and health issues," said Michael Wood, Oregon OSHA administrator. "This is an opportunity to celebrate safety achievements or start a conversation around improving on-the-job safety."

Safety Break encourages employees and management to work together on identifying safety and health concerns. The result of this cooperation can lead to

fewer injuries and reduced workers' compensation costs for employers.

Companies planning to participate will be entered to win one of three \$100 pizza luncheons when they sign up online by Friday, May 3. The prizes will be given to participating companies as part of a random drawing. The Oregon SHARP Alliance is sponsoring the contest.

For more information, ideas on how to host an event, or to download graphics, go the Safety Break for Oregon website at [orosha.org/subjects/safetybreak.html](http://orosha.org/subjects/safetybreak.html).



Employees at the Eugene Water & Electric Board held safety demonstrations during Safety Break 2012.

Photos: Quentin Furrow, EWEB



## *Congratulations to the new SHARP employers:*

- Oregon Child Development Coalition, Inc., Washington County
- Pacific Ethanol Columbia LLC, Boardman

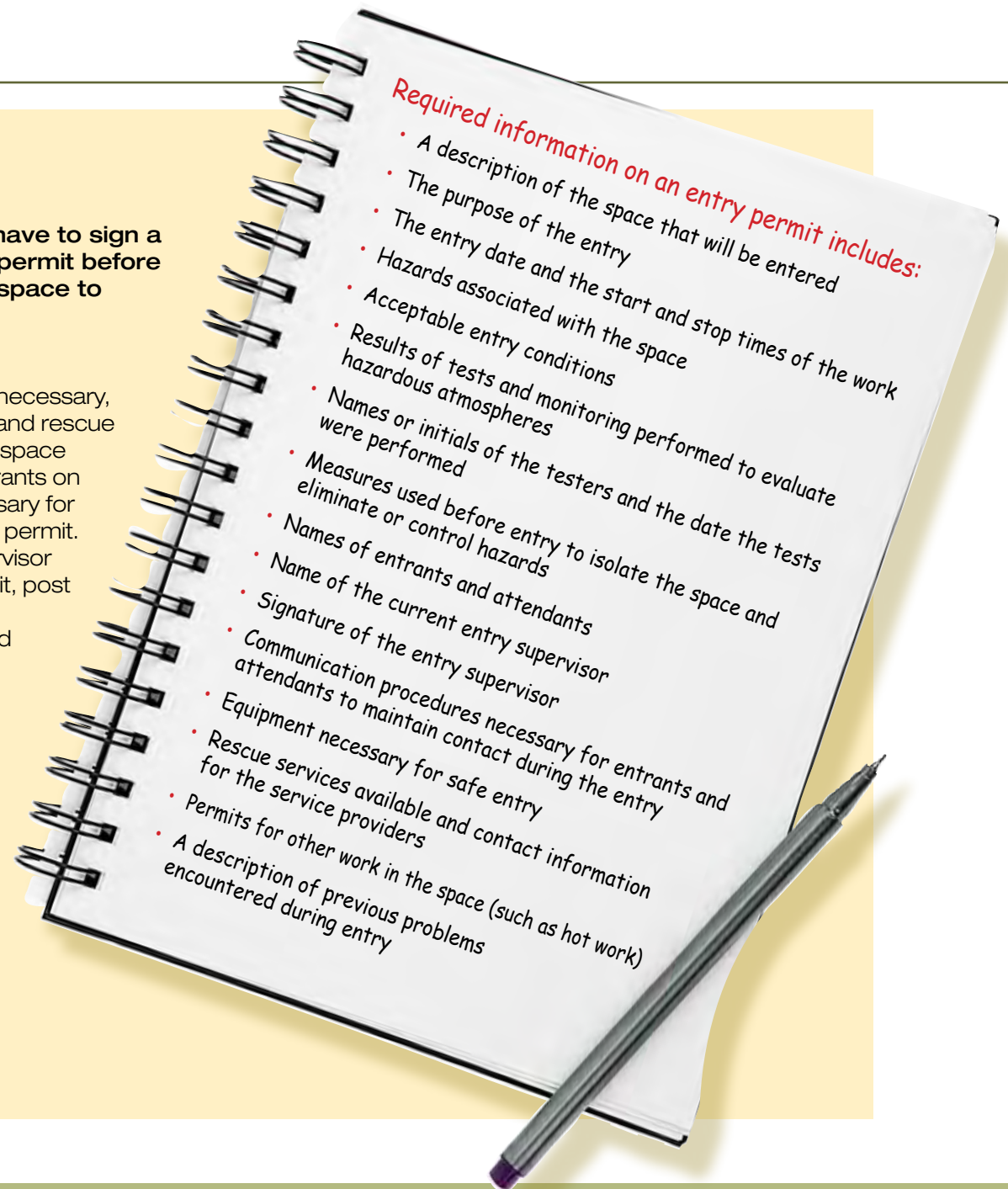


Q:

Do rescue personnel have to sign a confined-space entry permit before they enter a confined space to attempt a rescue?

A:

When an entry rescue is necessary, a new permit is required and rescue personnel who enter the space must be identified as entrants on the permit. It's not necessary for entrants to sign the entry permit. However, the entry supervisor must sign the entry permit, post it on the space where employees can see it, and cancel it after the work is finished.




## GOING THE DISTANCE – Meet a leading Oregon health and safety professional

### What is your background and safety philosophy?

Our operation started in the 1970s as a one-man show with only a tractor and a plow and has been developed into one of the state's largest commercial berry farms. We farm 420 acres of blueberries and 70 acres of marionberries. Through hard work and strict safety standards, we have nurtured a work environment that puts the well being of the employee before the pursuit of profit. I have always taken the mind-set that I would not want to put an employee in a situation where I would not want to put myself.

Continued on page 22



**Company:** Red's Mountain Blueberries, Amity

**Owner:** Phil Olson

**Workforce:** 12 to 450 (peak of season)

**Common Hazards:** Machinery (ATVs, tractors, and harvesters), chemical exposures





**Left:** Phil Olson (left) goes over a maintenance order with Jose Luis Flores. **Top right:** Olson and nephew Henry Heiser (right), who helps manage the farm, are proud of the fact that full-time employees like Macario Cabrera are experienced, averaging 22 years with the company. **Bottom:** The majority of Olson's berry crop is taken to a nearby processing facility for freezing immediately after they are picked.

### What are some of the unique safety challenges you have managed at your farm?

In recent years, we've had to address the increased public demand for food safety standards, while also dealing with additional insecticide sprays during harvest for fruit flies. By being proactive and installing a Good Agricultural Practices (GAP) program before it was required and strictly adhering to pesticide labels, we have been able to produce a product that is highly demanded and safe to the consumer as well as me and employees.



### How do you manage your workers' exposure to pesticides and other chemicals?

We always look for the safest alternative. We have field monitors, along with the placement of hundreds of insect trapping devices in the fields, to identify whether or not we have a problem. There's no need to spray if we don't have a threat.

Our management is trained on all current pesticide safety standards and we require all employees to use the recommended personal protective equipment and enforce posting requirements to minimize employee exposure. To streamline pesticide records, we adopted an electronic software system by Agrian that not only keeps records that we give to the processor, but also makes work orders with all the pertinent information and instructions our employees need to safely and efficiently make pesticide applications.

Continued on page 23



## GOING THE DISTANCE - Continued



**Top:** Spring is a busy time for spraying at the farm and work is performed by trained staff such as Fernando Espinoza.

**Bottom:** Olson said during the busy summer harvest, farm operations run day and night, seven days a week and safety is key.

### **How do you keep your crews, many of whom are Spanish speakers, engaged in safety day to day?**

All of our management is fluent in Spanish, which allows them to clearly communicate safety information and makes training much easier. This also makes our line employees comfortable to expressing safety concerns that they would otherwise hold back if there was a language barrier. In addition to bilingual management, our pesticide software program can create the work orders in Spanish, which greatly eliminates confusion and reduces mistakes.

### **What are some things you do to keep your safety committee effective?**

We try to focus discussion topics on future activities on the farm. We do this by recalling what worked and did not work in the previous year. For example, in June, we are preparing to harvest and discuss harvest safety, recalling the previous cycle and what we can implement into this year's process.

### **What advice do you have for others in the agriculture industry hoping to make a difference when it comes to safety?**

The safety of your employees should be the No. 1 focus for you as a manager or owner. Be active in your safety program and always strive to improve what you're already doing. Work with and utilize the resources available from Oregon OSHA, rather than waiting until an inspector is knocking on your door. Develop a mind-set that you can't build a successful operation by yourself. Attention to the needs and safety of your employees is critical. This practice on our farm is no doubt one of the reasons the average length of employment of our permanent employees is more than 22 years. ■





# CONFERENCE UPDATES

## May 2013



### 19th Annual **Region X VPPPA Conference**

The Davenport Hotel & Tower • Spokane, Washington

## May 21-23, 2013

**Tuesday, May 21**

Pre-conference Workshops – Including the VPP Application Workshop™ (Additional fees apply)

**Wednesday and Thursday  
May 22 & 23**

#### Tracks:

- VPP from A to Z
- Technical
- Injury and Illness Prevention
- Preparedness
- Health and Safety Leadership
- Safety Trained Supervisor Series
- Health and Wellness

#### Registration Fees


**Member: \$225 for May 22 and 23**

**Non-member: \$275 for May 22 and 23**

**One Day: \$175 for May 22 or 23**

#### 2013 GolfTournament — Monday, May 20

The 6th Annual Region X VPPPA Golf Tournament will be held on May 20, 2013. More information coming soon. **Golf questions?** Contact Tim Taylor, Taylor.TH@hotmail.com



**REGISTER NOW!**  
[www.regonline.com/regionx\\_vpppa13](http://www.regonline.com/regionx_vpppa13)

## June 2013

### 7th Annual **Blue Mountain Occupational Safety & Health Conference**



**Tuesday, June 4, 2013**

Pendleton Convention Center  
Pendleton, Oregon



**Dare to be Aware –  
Cultivate Safety**

**No Safety ... Know Pain — Know Safety ... No Pain**

The 7th annual event focuses on helping you and your organization (no matter the company size or industry) strengthen your safety culture. Attend this one-day event that offers help in the following areas:

- Walking/Working Surfaces
- Shiftwork
- Supervisor Responsibility
- Employee Involvement
- Confined Space Safety and Rescue
- Welding
- Incident Analysis
- Fall Protection and Rigging
- Multi-Cultural Workforce and Safety



**Keynote: Safe by Choice**  
James "Skipper" Kendrick, CSP  
President  
Kendrick Global Enterprises, LLC

**Registration is \$60 per person (includes lunch)**

**Questions?** Contact the Conference Section toll-free **888-292-5247, option 1** or **503-378-3272**  
[Oregon.conferences@state.or.us](mailto:Oregon.conferences@state.or.us) • Visit the conference website at [www.oroSHA.org/conferences](http://www.oroSHA.org/conferences)

A joint effort of the Oregon SHARP Alliance, Oregon OSHA, and employers/employees from Northeast Oregon