

# Information employers need to provide to employees when any enclosed structure falls within the designated exclusion zone for an outdoor pesticide application



Starting Jan. 1, 2019, agricultural employers who are subject to the Worker Protection Standard and who have enclosed structures within an Application Exclusion Zone (AEZ), must provide the following information to employees and other affected people.

This information must be provided in a manner that is easy to understand and that effectively conveys what must be done to minimize exposure to outside air contaminants during these nearby pesticide applications.

## Employer must:

✓ Identify all agricultural structures within their establishment where people work or live.

✓ Have a plan for each type of application:


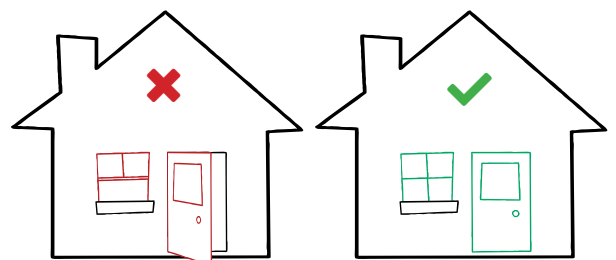

- ▶ What is being applied
- ▶ How it will be applied and the size of the exclusion zone
- ▶ When it will be applied (anticipated start and stop times for the application)
- ▶ How to keep occupants informed of changes

✓ Give instructions on whether occupants must evacuate or if they are allowed to stay in the enclosed structure during the application.

- ▶ How to prevent and reduce exposures, including instructions on how to **prevent contamination of personal or household items** within the application zone
- ▶ Where to get pesticide safety information

✓ Give instructions to **ensure that windows and doors are closed** during the application. This is required regardless of whether the affected people are staying inside the enclosed structure or evacuating it.

✓ Give instructions to **close any potential air intakes** and to take any other measures necessary to minimize exposure of the interior of the structure to outside air during the application. This is required regardless of whether the affected people are staying inside the enclosed structure or evacuating it.




- ✓ Give instructions on how long to maintain the protective measures. This should include how to determine when the application equipment is in range of the structure and how to determine the 15-minute waiting period after the application equipment has passed.
- ✓ Give instructions on how to recognize and report suspected pesticide residues on or in enclosed structures or on personal or household items within the exclusion zone.

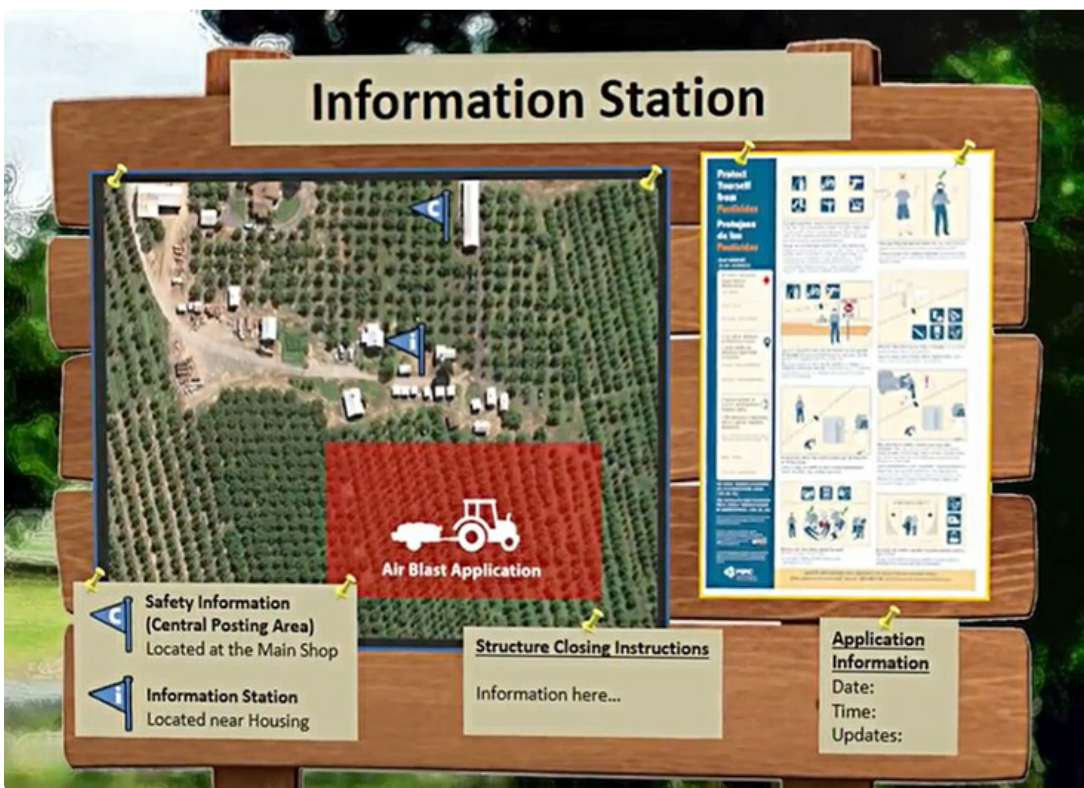
## Additional requirements for when agricultural labor housing (ALH) falls within the designated exclusion zone for an outdoor pesticide application:

When agricultural labor housing facilities fall within an exclusion zone, employers must post the following information at a station close to the housing:

1. Information on pending pesticide applications that could affect the housing.
2. Where to find detailed pesticide safety information, including the name of the product being applied, required by the Worker Protection Standard.
3. Site-specific information about how to prevent and reduce pesticide exposures. For instance, information that encourages residents to **put shoes and boots in closable storage boxes before entering the house.**



Employers must also develop a way of alerting occupants to changing information about pending applications.



For more information, see  
Oregon OSHA's AEZ video  
<https://youtu.be/DsJilRmIVcg>